

ISBN- 978-93-340-0372-7



Dr. Tanmoy Sarkar, Assistant Professor and Head, has an M.Sc. and Ph.D. in Horticulture, specializing in fruit breeding, production technology of fruits, and post-harvest technology of

horticultural crops. With four years in research and nearly four years in teaching, his expertise spans germplasm conservation. Dr. Sarkar's scholarly contributions include 15 research/review articles, 8 book chapters, and 9 popular articles. A qualified AIEEA(UG) and recipient of Junior Research Fellowship from ICAR in 2009 and 2013, respectively, he has also achieved excellence with ICAR-NET(Pomology) qualifications in 2016 and 2019. Acknowledged with Topper Awards (ICCE) and Young Scientist Awards (ISAO), Dr. Sarkar stands as a distinguished figure in horticultural academia



Dr. Sahely Kanthal, an accomplished Assistant Professor specializing in Agronomy, holds both an M.Sc. and Ph.D. Her expertise lies in conservation agriculture, Weed management, and Rice-based cropping systems. With a research background spanning four years, she brings valuable insights to her role. Dr. Kanthal's teaching experience, totalling one year and eight months, is complemented by an impressive scholarly portfolio, including 13 research and review articles, 1 book chapter, and 2 popular articles. Her in

ternational exposure includes a six-month stint as a visiting research scholar in the Nottingham, UK. Notably, Dr. Kanthal's dedication to her field is recognized through her achievement of the ICAR-ASRB NET in Agronomy in 2021.



Mr. Parijat Bhattacharya, is an accomplished academician and researcher specializing in Agricultural Chemistry and Soil Science. Holding a Master's degree in the field, he is currently pursuing his Ph.D. with a dedicated focus on Micronutrient, Plant Nutrition, Soil Fertility, and Soil Chemistry, his research tenure spans over four years and two months, while his teaching experience extends to one year and five months. Driven by a passion for advancing agricultural sciences, he has authored 18 research/review articles and contributed to three chapters. His academic excellence is underscored by being the recipient of seven Gold Medals and Merit Certificates for securing first-class first positions in both B.Sc. (Ag) Hons. in 2017 and M.Sc. (Ag) in Agricultural Chemistry and Soil Science in 2019. Furthermore, his commitment to scholarly pursuits is evident through their achievement of the ICAR NET in Soil Sciences in 2019.



Dr. Ria Mukhopadhyay, an Assistant Professor in Plant Pathology with an M.Sc. and Ph.D., boasts 5 years and 6 months of impactful research and 4 years and 4 months of dedicated teaching. Her expertise lies in biocontrol of plant pathogens, evident in 10 research articles and 4 books/chapters. As a U.G. and P.G. gold medallist, she holds a patent and has garnered recognition through a DST-INSPIRE fellowship, GATE, ICAR-NET, and SERB ITS qualifications. Dr. Mukhopadhyay's multifaceted contributions underscore her as a prominent figure in the field of plant pathology.

EMERGING TRENDS

in Sustainable

Agriculture

Editors: Tanmoy Sarkar, Sahely Kanthal,
Parijat Bhattacharya, Ria Mukhopadhyay

EMERGING TRENDS

in Sustainable Agriculture

Editors: Tanmoy Sarkar, Sahely Kanthal,
Parijat Bhattacharya, Dr. Ria Mukhopadhyay,

Emerging Trends in Sustainable Agriculture

**Tanmoy Sarkar
Sahely Kanthal
Parijat Bhattacharya
Ria Mukhopadhyay**



Swami Vivekananda University

Emerging Trends in Sustainable Agriculture

Editors

Tanmoy Sarkar

Sahely Kanthal

Parijat Bhattacharya

Ria Mukhopadhyay

First Published 2024

Department of Agriculture, Swami Vivekananda University Barrackpore

West Bengal India 700121

Copyright © Reserve

Printed and bound in India by ...

All rights reserved. No part of this publication can be reprinted or reproduced or transmitted in any form or by any electronic, mechanical, or other means, now known or hereafter invented, including photocopying and recording, or in any information storage or retrieval system, without prior permission from the Author and the Publisher

Price: Rs. 299/-

PREFACE

The book "Emerging Trends in Sustainable Agriculture" serves as a comprehensive guide in the vast domain of India's agricultural landscape, covering a range of modern topics that demonstrate how farming is changing in the twenty-first century. This book offers a thorough analysis of the intricate web of difficulties and inventions impacting India's agricultural landscape through chapters that address a variety of topics, from cutting-edge technologies to sustainable practices.

In the realm of agricultural research, innovative methodologies are shaping the future of sustainable farming. The Radio Tracer Technique in Soil-Plant Studies is a pivotal tool, unraveling the dynamics of nutrient uptake and transport in plants, providing a nuanced understanding of how plants assimilate essential elements from the soil. This method contributes to a deeper comprehension of the complex relationship between soil and plants in nutrient exchange. Natural Farming for Climate Resilience Agriculture signifies a sustainable approach that fosters practices resilient to climate challenges, emphasizing harmony with nature. As climate variability intensifies, adopting these practices becomes imperative for food security and environmental conservation. Organic matter is a cornerstone in sustainable agriculture, enhancing soil fertility by releasing essential nutrients and improving soil structure. It acts as a carbon sink, mitigating climate change by sequestering carbon in the soil and reinforcing ecological balance. In arid regions, sustainable agriculture relies on groundwater recharge methods like rainwater harvesting, benefiting the long-term ecological sustainability of arid ecosystems. Plant-pollinator interactions play a crucial role in responding to herbivore-induced volatiles, creating a complex ecological network that promotes biodiversity and preserves ecosystem balance. Exploring plant genetic resistance against pathogens is pivotal for reducing reliance on chemical interventions, contributing to environmentally friendly and resilient agricultural systems. Biotechnological strategies enhance secondary metabolites in medicinal plants, promising breakthroughs in the pharmaceutical industry. Transcriptomics, unraveling the genetic symphony of plants, accelerates the development of genetically enhanced crops, standing at the forefront of agricultural innovation. These innovative approaches collectively contribute to sustainable and resilient farming, ensuring a harmonious coexistence with the environment. Embracing advanced technologies and ecological consciousness is key to achieving a thriving future for global agriculture.

The compendium titled "Emerging Trends in Sustainable Agriculture" extends an invitation to readers, beckoning them to embark on a compelling journey through the modern intricacies of

Indian agriculture. It serves as evidence of the steadfast commitment of researchers, scientists, and farmers who passionately seek a balanced harmony between technological advancements and environmentally friendly practices. As we navigate the varied terrains of artificial intelligence, genetic transformation, sustainability, and beyond, this book emerges as a guiding beacon, directing us towards a future where agriculture thrives with resilience and environmental consciousness. It encapsulates the collaborative efforts of visionaries shaping the landscape of sustainable farming, offering insights that illuminate a path toward a more sustainable, technologically enriched, and environmentally mindful agricultural future for India.

Dr. Tanmoy Sarkar
Dr. Sahely Kanthal
Mr. Parijat Bhattacharya
Dr. Ria Mukhopadhyay

CONTRIBUTORS

Dr. Tanmoy Sarkar

Assistant Professor,

School of Agriculture, Swami Vivekananda University, Telinipara, Barrackpore, North 24 Parganas, West Bengal 700121, India

Dr. Sudip Sengupta

Assistant Professor,

School of Agriculture, Swami Vivekananda University, Telinipara, Barrackpore, North 24 Parganas, West Bengal 700121, India

Dr. Sahely Kanthal

Assistant Professor,

School of Agriculture, Swami Vivekananda University, Telinipara, Barrackpore, North 24 Parganas, West Bengal 700121, India

Parijat Bhattacharya

Assistant Professor,

School of Agriculture, Swami Vivekananda University, Telinipara, Barrackpore, North 24 Parganas, West Bengal 700121, India

Tanmoy Majhi

Assistant Professor,

School of Agriculture, Swami Vivekananda University, Telinipara, Barrackpore, North 24 Parganas, West Bengal 700121, India

Rakesh Das

Assistant Professor,

School of Agriculture, Swami Vivekananda University, Telinipara, Barrackpore, North 24 Parganas, West Bengal 700121, India

Dr. Ria Mukhopadhyay

Assistant Professor,

School of Agriculture, Swami Vivekananda University, Telinipara, Barrackpore, North 24 Parganas, West Bengal 700121, India

Dr. Suprabuddha Kundu

Assistant Professor,

School of Agriculture, Swami Vivekananda University, Telinipara, Barrackpore, North 24 Parganas, West Bengal 700121, India

Dr. Avishek Chatterjee

Assistant Professor,

School of Agriculture, Swami Vivekananda University, Telinipara, Barrackpore, North 24 Parganas, West Bengal 700121, India

CONTENTS

Chapter	Title	Page No.
1.	Radio Tracer Technique in Soil-Plant Studies: Unraveling the Dynamics of Nutrient Uptake and Transport <i>Dr. Sudip Sengupta</i>	1-8
2.	Natural Farming for Climate Resilience Agriculture <i>Dr. Sahely Kanthal</i>	9-17
3.	Role of Organic Matter in Soil Fertility Management <i>Parijat Bhattacharya</i>	18-24
4.	Groundwater Recharge in Arid Region: Methods and Techniques <i>Tanmoy Majhi</i>	25-31
5.	Plant-Pollinator Interactions in Response of Herbivore Induced Volatiles <i>Rakesh Das</i>	32-40
6.	Plant Genetic Resistance Against Pathogens: A Comprehensive Exploration <i>Dr. Ria Mukhopadhyay</i>	41-47
7.	Biotechnological Strategies to Ameliorate the Secondary Metabolites in Medicinal Plants <i>Dr. Suprabuddha Kundu</i>	48-55
8.	Transcriptomics: Illuminating the Genetic Symphony of Plant Breeding and Biotechnology Advancements <i>Dr. Avishek Chatterjee</i>	56-71

ABOUT THE BOOK

The book "Emerging Trends in Sustainable Agriculture" provides an intersection of diverse scientific approaches in agriculture and ecology is reshaping our understanding and practice of sustainable farming. From the pivotal Radio Tracer Technique unraveling nutrient dynamics in plants to the harmony-seeking Natural Farming for Climate Resilience Agriculture, these methods underscore the urgency of aligning agricultural practices with environmental well-being. Organic matter, acting as a cornerstone, enhances soil fertility and addresses climate change challenges. Meanwhile, in arid regions, sustainable agriculture's reliance on innovative methods like rainwater harvesting reinforces long-term ecological sustainability. Embracing plant-pollinator interactions and genetic resistance, alongside biotechnological breakthroughs and transcriptomics, underscores a holistic approach propelling agriculture toward resilience and environmental harmony.

One essential instrument that has revolutionised our understanding of nutrient dynamics inside plants is the Radio Tracer Technique in Soil-Plant Studies. This approach provides a detailed insight of how plants digest essential components from the soil by carefully dissecting the complex processes of nutrient absorption and transport using radioisotopes. This method is essential to the advancement of agricultural research since it clarifies the intricate dynamics of the nutrient exchange between plants and soil. It offers a deeper understanding that is crucial for optimising nutrient management techniques for increased crop production and sustainable agriculture, going beyond the scope of traditional methodologies.

Natural Farming to Adapt to Climate Change A sustainable paradigm is embodied in agriculture, which prioritises peace with environment while supporting practices sensitive to climate problems. Adopting these strategies is essential to ensure food security and environmental protection in the face of increasing climatic unpredictability. Natural farming improves soil health, reduces greenhouse gas emissions, and increases biodiversity by avoiding synthetic inputs and promoting organic processes.

A key component of sustainable agriculture, organic matter is essential for increasing soil fertility. It creates an environment that is favourable for plant growth by releasing vital nutrients and improving soil structure. In addition to its use in agriculture, organic matter is a powerful carbon sink that reduces global warming by storing carbon in the soil. This maintains ecological equilibrium while simultaneously reducing greenhouse gas emissions.

Rainwater collection is one of the most important novel groundwater recharge techniques for sustainable agriculture in dry climates. This method, which collects and stores rainwater for use in agriculture, acts as a lifeline in the face of water scarcity. Sustainable agriculture helps restore depleted groundwater supplies by using precipitation to support agricultural development. One of the most important strategies for protecting water supplies and bolstering ecosystem resilience in dry regions is the application of these techniques.

The intricate network that supports biodiversity and preserves environmental balance is shaped by plant-pollinator interactions, which are a key mechanism in the ecological response to volatiles caused by herbivores. A dynamic interaction between flora and fauna is fostered by the volatile chemicals that plants emit in response to herbivore stress. These compounds attract pollinators. This complexity draws in natural predators to protect plants from herbivore dangers while simultaneously ensuring plant reproduction through pollination.

A key area of research in agriculture is plant genetic resistance to diseases, which provides a complete strategy to reduce dependency on chemical treatments. This research focuses on finding and using natural defence mechanisms found in plants, such as resistance genes that encode proteins that can recognise and neutralise certain diseases. These genes are deliberately included into breeding programmes to create robust crop types with increased disease resistance. The longevity and sustained efficacy of genetic resistance in offering resilient defence against changing infections is what makes it so important. Genetic resistance promotes biodiversity beyond economic gains by maintaining ecosystems' natural equilibrium and allowing beneficial creatures to proliferate.

Enhancing secondary metabolites in medicinal plants is largely reliant on biotechnological approaches. Through the alteration of important biosynthetic pathways made possible by genetic engineering, the generation of bioactive molecules with medicinal potential may be optimised. By means of tissue culture and metabolic engineering, scientists may stimulate the production of certain secondary metabolites, guaranteeing stable and increased concentrations in therapeutic plants. This accuracy makes it possible to create genetically engineered plant kinds with large yields, guaranteeing a steady and consistent supply of therapeutic chemicals.

Transcriptomics, a cutting-edge field, illuminates the genetic symphony of plant breeding and biotechnology. By analyzing the entire set of transcripts in a cell, it provides a dynamic snapshot of gene expression, unraveling the intricate molecular processes underlying plant

development. In plant breeding, transcriptomics guides the selection of desirable traits, accelerating the development of improved varieties. In biotechnology, it aids in optimizing genetic modifications, ensuring precision in the manipulation of plant characteristics.

In conclusion, the amalgamation of diverse scientific methodologies—from the Radio Tracer Technique elucidating nutrient dynamics to Natural Farming fortifying climate resilience—envision a holistic and sustainable future for agriculture. Organic matter, groundwater recharge, plant-pollinator interactions, genetic resistance, and biotechnological advancements collectively pave the way toward environmentally conscious, resilient farming practices. As we unlock the genetic symphony through transcriptomics, promising breakthroughs in plant enhancement emerge, offering a harmonious and progressive path in the ever-evolving landscape of agricultural science and ecological balance.

ACKNOWLEDGEMENT

We extend our deepest gratitude to the honourable Vice Chancellor for unwavering support in the successful publication. Our heartfelt appreciation to the University's Registrar for enthusiastic encouragement and inspiring our team to reach new heights. We are truly honoured to have received blessings and support from such an esteemed figure within the university.

It is essential to acknowledge that the realization of this publication would not have been possible without Mr. Saurav Adhikari's (Chief Operating Officer) foresight and dedication to the idea of publication. His visionary leadership and unwavering support have been pivotal to the realization of this endeavour. His insightful suggestions, encouragement, and dedication played a crucial role in shaping the direction of our publication. We deeply appreciate his foresight, which not only led to the conception of this book but also ensured its successful execution. His enthusiastic endorsement of the project from the beginning has been a source of inspiration to our team.

CHAPTER 1

Radio Tracer Technique in Soil-Plant Studies: Unraveling the Dynamics of Nutrient Uptake and Transport

Sudip Sengupta

Assistant Professor, School of Agriculture, Swami Vivekananda University, Barrackpore, 700121, West Bengal, India

Abstract

The use of radio tracer techniques has revolutionized the field of soil-plant studies, providing researchers with powerful tools to investigate the intricate processes involved in nutrient uptake, transport, and distribution within plants. This essay delves into the fundamentals of radio tracer techniques, exploring their historical development, principles, applications, and impact on our understanding of plant physiology. The integration of radioisotopes in soil-plant studies has paved the way for advancements in agriculture, environmental science, and plant biology, shedding light on nutrient cycling, soil-plant interactions, and sustainable agricultural practices. By examining key studies and breakthroughs in this field, we aim to highlight the significance of radio tracer techniques in unraveling the complex dynamics of nutrient movement within the soil-plant continuum.

Keywords: radio-tracer, soil-plant interactions, nutrient dynamics, root uptake, physiological processes.

Introduction

Understanding the mechanisms governing nutrient uptake and transport in plants is crucial for optimizing agricultural practices, ensuring food security, and mitigating environmental impacts. Traditional methods, such as nutrient analysis and soil sampling, provide valuable information but lack the precision and real-time insights offered by radio tracer techniques. Radioisotopes, with their ability to mimic natural elements, enable researchers to track the movement of nutrients from soil to plant roots and throughout the plant, offering a dynamic

perspective on nutrient cycling (Rout et al., 2021). This article aims to provide a comprehensive overview of the historical development of radio tracer techniques in soil-plant studies, explain the principles underlying the use of radioisotopes in investigating nutrient uptake and transport, explore the applications of radio tracer techniques in various aspects of soil-plant interactions, discuss the impact of radio tracer studies on agriculture, environmental science, and plant biology, highlight key breakthroughs and advancements in the field of soil-plant studies enabled by radio tracer techniques.

Historical Development

The development of radio tracer techniques can be traced back to the early 20th century, with the discovery of radioactivity by Henri Becquerel and the subsequent work of Marie and Pierre Curie. The application of radioisotopes in biological studies gained momentum in the mid-20th century, as researchers recognized the potential of these tracers to provide unique insights into biological processes. The use of radioisotopes in soil-plant studies emerged as a powerful tool in the 1950s, marking a paradigm shift in our ability to investigate nutrient dynamics at a molecular level (Mendes et al., 2017).

Concept of Radio Tracer Technique

The concept of radio-tracer technique involves the use of radioisotopes as tracers to investigate the movement and behavior of substances within a system. Radioisotopes are isotopes of elements that exhibit radioactivity, emitting radiation in the form of alpha or beta particles or gamma rays (Fig 1). These isotopes can be incorporated into molecules or elements relevant to a particular study, allowing researchers to track the movement of these substances in various processes (Willey, 2014). In the context of soil-plant studies, radio-tracer techniques play a crucial role in understanding nutrient dynamics, root uptake, and physiological processes.

The fundamental concept of radio-tracer technique in soil-plant studies includes the following key elements

Isotope Selection: Researchers choose a suitable radioisotope based on the specific element or compound they want to trace. Common radioisotopes used in soil-plant studies include ^{32}P (phosphorus), ^{15}N (nitrogen), and ^{45}Ca (calcium).

Labelling: The selected radioisotope is introduced into the experimental system by incorporating it into the soil or applying it to the plant. For example, if studying nutrient uptake by plant roots, the radioisotope may be applied to the soil or nutrient solution in which the plant is growing.

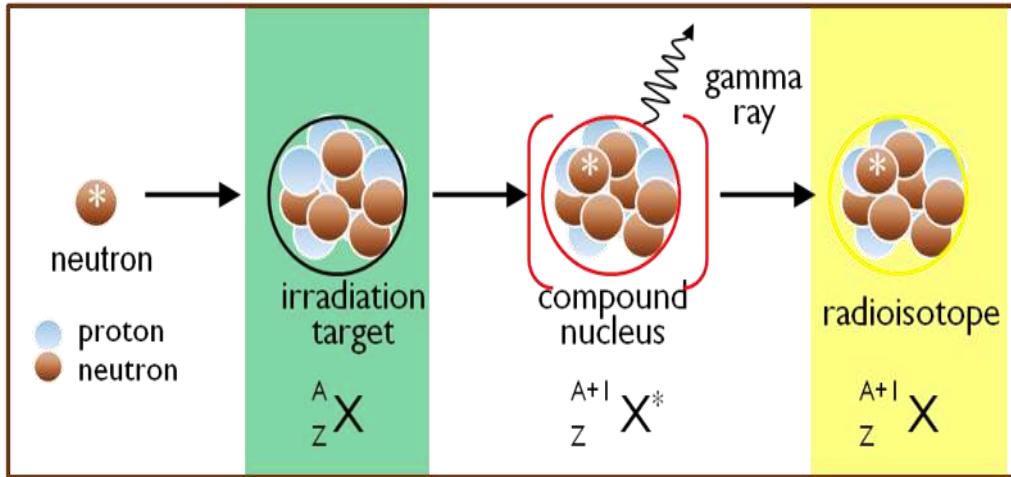


Fig 1. Development of radioisotopes (derived from <https://nuclear.mcmaster.ca/resources/make-a-radioisotope/>)

Incorporation into the System: The labelled isotopes become part of the system under investigation. For soil-plant studies, this could involve the uptake of labelled nutrients by plant roots or the movement of these nutrients within the soil.

Detection and Analysis: Sophisticated detection and analytical techniques are employed to trace and quantify the radioisotope within different components of the system. This could include analyzing the plant tissues, soil, or any other relevant compartments.

Data Interpretation: The data obtained from the radio-tracer experiment provide insights into the movement, distribution, and transformation of the labelled substances. Researchers can draw conclusions about nutrient uptake pathways, root architecture, and physiological responses based on the distribution of the radioisotope.

Safety Considerations: Given the radioactive nature of the isotopes used, safety protocols and measures are crucial. Researchers must ensure that they handle and dispose of radioisotopes in accordance with established safety guidelines to protect both the researchers and the environment.

The concept of radio-tracer technique is versatile and extends beyond soil-plant studies. It is widely used in various scientific disciplines, including chemistry, biology, environmental

science, and medicine. In soil-plant studies, this technique is particularly valuable for gaining a detailed understanding of nutrient cycling, plant physiology, and the environmental fate of agrochemicals. The insights derived from radio-tracer experiments contribute significantly to the advancement of agricultural practices, environmental management, and the development of sustainable crop production systems (Dileep et al., 2013).

Principles of Radio Tracer Techniques

Selection of Radioisotopes: The choice of radioisotopes is a critical aspect of designing radio tracer experiments. Factors such as half-life, decay mode, and chemical similarity to the target element influence the selection process.

Experimental Design: The design of radio tracer experiments involves the careful incorporation of radioisotopes into the experimental system. This may include the addition of labeled nutrients to the soil, uptake by plant roots, or direct application to plant tissues. The use of control groups and replication is essential to ensure the reliability and reproducibility of results.

Detection and Quantification: Accurate detection and quantification of radioisotopes are crucial for interpreting experimental data. Modern techniques, such as gamma spectroscopy and liquid scintillation counting, provide high sensitivity and precision in measuring radioactivity levels. The development of imaging technologies, such as positron emission tomography (PET) and autoradiography, allows for spatial visualization of radioisotope distribution within plants (Balla Kovács et al., 2021).

Applications of Radio Tracer Techniques in Soil-Plant Studies

Nutrient Uptake by Plant Roots: Radio tracer techniques have significantly advanced our understanding of nutrient uptake by plant roots. Studies employing radioisotopes like ^{32}P have elucidated the mechanisms of phosphorus uptake, revealing the role of mycorrhizal associations and root exudates in enhancing nutrient acquisition. Similarly, the use of ^{15}N has provided insights into nitrogen uptake pathways, including nitrate and ammonium assimilation.

Nutrient Transport within Plants: Once nutrients are taken up by roots, their transport within the plant is a complex process involving various pathways. Radio tracer studies using isotopes

like ^{45}Ca have contributed to our understanding of calcium transport, revealing the importance of specialized transport proteins and the role of xylem and phloem in nutrient distribution.

Soil-Plant Interactions: Radio tracer techniques have been instrumental in investigating the dynamic interactions between plants and the surrounding soil environment. Studies employing labelled nutrients have demonstrated the influence of soil pH, microbial activity, and organic matter on nutrient availability and uptake. This information is critical for developing sustainable agricultural practices and optimizing nutrient management strategies.

Environmental Impact Assessments: The application of radio tracer techniques extends beyond agricultural contexts to environmental impact assessments. Radioisotopes can be used to trace the fate of contaminants in soil-plant systems, providing valuable information for risk assessments and remediation strategies. The study of heavy metal uptake by plants, for example, has significant implications for soil quality and human health.

Impact on Agriculture, Environmental Science, and Plant Biology

Agricultural Productivity: Radio tracer studies have directly contributed to enhancing agricultural productivity by optimizing nutrient management practices. The insights gained from these studies inform the development of fertilizers, biofortification strategies, and crop breeding programs aimed at improving nutrient uptake efficiency.

Sustainable Agriculture: The sustainable use of soil resources is a global imperative, and radio tracer techniques play a vital role in achieving sustainable agriculture. By understanding nutrient cycling and uptake dynamics, researchers can develop practices that minimize environmental impact, reduce nutrient losses, and promote soil health.

Plant Breeding and Genetics: The knowledge gained from radio tracer studies has implications for plant breeding and genetics. Breeding programs can target traits related to nutrient uptake efficiency, and genetic engineering can be employed to enhance the expression of transport proteins critical for nutrient transport within plants.

Environmental Monitoring: In the context of environmental science, radio tracer techniques are indispensable tools for monitoring and assessing the impact of human activities on soil-plant systems. These techniques contribute to the development of strategies for sustainable land use, conservation, and environmental protection.

Breakthroughs and Advancements

Mycorrhizal Associations and Nutrient Uptake: One of the groundbreaking discoveries enabled by radio tracer techniques is the role of mycorrhizal associations in nutrient uptake. Studies using radioisotopes like ^{32}P have shown that mycorrhizal fungi form symbiotic relationships with plant roots, enhancing the absorption of phosphorus from the soil.

Transport Proteins and Ion Selectivity: The identification and characterization of nutrient transport proteins have been advanced through radio tracer studies. Isotopes like ^{45}Ca have been instrumental in elucidating the ion selectivity and specificity of transport proteins, providing insights into the molecular mechanisms governing nutrient transport within plants.

Rhizosphere Dynamics: Radio tracer techniques have allowed researchers to investigate the dynamics of the rhizosphere—the soil region influenced by plant roots. Studies using labeled nutrients have revealed the complex interactions between plant roots, soil microorganisms, and nutrient availability, shaping our understanding of nutrient cycling in this critical zone.

Real-time Imaging and Dynamic Studies: The integration of imaging technologies with radio tracer techniques has enabled real-time visualization of nutrient transport within plants. Techniques like PET and autoradiography provide dynamic insights into nutrient movement, allowing researchers to track the flow of radioisotopes through different plant tissues over time.

Challenges and Future Directions

Despite the numerous advancements, radio tracer studies face challenges, including the potential for radioactive contamination, regulatory constraints, and the need for sophisticated instrumentation. Ensuring safety measures and addressing these challenges are essential for the continued progress of radio tracer research. The future of radio tracer studies holds promise with the integration of emerging technologies. Advances in isotopic labeling techniques, imaging technologies, and analytical methods will further enhance the precision and scope of radio tracer experiments, opening new avenues for exploring plant-soil interactions. Integrating radio tracer techniques with multi-omics approaches, such as genomics, transcriptomics, and metabolomics, will provide a holistic understanding of the molecular mechanisms underlying nutrient uptake and transport. This integration will enhance our ability to identify key genes, pathways, and regulatory elements involved in plant-soil interactions. The impact of climate

change on soil-plant interactions is a pressing concern, and radio tracer studies can contribute to our understanding of how changing environmental conditions affect nutrient dynamics. Investigating the resilience of plants to climate stressors using radio tracer techniques will be crucial for developing climate-resilient agricultural practices (Abdelmotelb et al., 2023).

Conclusion

In conclusion, radio tracer techniques have transformed our understanding of soil-plant interactions, offering unprecedented insights into the dynamics of nutrient uptake, transport, and distribution within plants. From unraveling the intricacies of mycorrhizal associations to tracking nutrient movement in real-time, radio tracer studies have been instrumental in shaping the fields of agriculture, environmental science, and plant biology. As technology continues to advance, the integration of radio tracer techniques with other cutting-edge approaches promises to further deepen our understanding of the molecular processes governing nutrient dynamics in the soil-plant continuum. This essay has provided a comprehensive overview of the historical development, principles, applications, and impact of radio tracer techniques in soil-plant studies, highlighting their significance in addressing global challenges related to food security, sustainable agriculture, and environmental stewardship.

References

- Abdelmotelb, K. F., Prasad, S. H., Lavale, S. A., Chichaghare, A. R., & Mehta, S. (2023). Radioisotopes and their impact on plants. In *Plants and Their Interaction to Environmental Pollution* (pp. 283-298). Elsevier.
- Balla Kovács, A., Kremper, R., Kátai, J., Vágó, I., Buzetzky, D., Kovács, E. M., ... & Nagy, N. M. (2021). Characterisation of soil phosphorus forms in the soil-plant system using radioisotopic tracer method. *Plant Soil Environ*, 67, 367-375.
- Dileep, K., Singh, A. P., & Raha, P. (2013). Role of radioisotopes in soil plant system. *International Journal of Agronomy and Plant Production*, 4(12), 3348-3351.
- Mendes, K. F., Martins, B. A. B., Reis, F. C., Dias, A. C. R., & Tornisielo, V. L. (2017). Methodologies to study the behavior of herbicides on plants and the soil using radioisotopes. *Planta Daninha*, 35.

Rout, S., Yadav, S., & Pulhani, V. (2021). Transfer of radionuclides from soil to selected tropical plants of Indian Subcontinent: A review. *Journal of Environmental Radioactivity*, 235, 106652.

Willey, N. J. (2014). Soil to plant transfer of radionuclides: predicting the fate of multiple radioisotopes in plants. *Journal of environmental radioactivity*, 133, 31-34.

CHAPTER 2

Natural Farming for Climate Resilience Agriculture

Sahely Kanthal

Assistant Professor, School of Agriculture, Swami Vivekananda University, Barrackpore, 700121, West Bengal, India

Abstract

Natural farming, as a sustainable agricultural approach, plays a crucial role in fostering climate resilience in agriculture. This method emphasizes working in harmony with nature, relying on traditional and indigenous knowledge to enhance soil health, biodiversity, and overall ecosystem resilience. By avoiding synthetic fertilizers and pesticides, natural farming practices contribute to the preservation of soil structure and microbial diversity. This, in turn, helps the soil retain moisture, mitigating the impact of droughts and floods, both of which are increasingly common in a changing climate. Additionally, natural farming promotes agroforestry, cover cropping, and other techniques that not only sequester carbon but also provide natural buffers against extreme weather events. The diverse crop rotations and polyculture systems inherent in natural farming enhance the adaptability of agricultural systems to varying climatic conditions. As we face the challenges of a warming planet, embracing natural farming principles becomes paramount for building climate-resilient agricultural systems that can ensure food security for current and future generations.

Keywords: Natural farming, Climate Change, Climate Resilience agriculture

Introduction

Global agriculture is seriously threatened by climate change since it will affect crop production, water availability, and food security in general. Growing interest in climate resilience-enhancing sustainable farming practices is a reaction to these concerns. Natural farming is one such strategy that is gaining popularity (Khurana & Kumar, 2020). It stresses collaborating with nature to build robust and fruitful agricultural systems. There are concerns to food security because of rising temperatures, changing precipitation patterns, and a rise in the frequency of

extreme weather events, which lower agricultural productivity (Devarinti, 2016). Natural farming and other sustainable farming methods place a high priority on reducing their negative effects on the environment, preserving resources, and strengthening the resilience of agricultural systems (Reddy, 2015).

Natural farming emphasises biodiversity, soil health, and the integration of diverse agricultural landscape elements to increase resilience and lessen reliance on outside inputs. It is based on ecological concepts and traditional farming expertise. This method acknowledges how crucial it is to imitate natural ecosystems and promote a symbiotic link between soil, crops, and the surrounding environment. Natural farming, which adheres to the concepts of ecological sustainability and harmony with nature, emerges as a viable solution to the pressing worldwide demand for climate-resilient and sustainable food systems (Khurana & Kumar, 2020). Natural farming is an agricultural concept that tries to lessen dependency on external inputs like industrial fertilisers and pesticides. It includes techniques like permaculture and zero-budget farming. Rather, it places emphasis on ecological mechanisms, customary agricultural practices, and the well-balanced coexistence of varied animals and crops (Devarinti, 2016). Natural farming is essentially based on the idea of imitating natural patterns and emphasises the symbiotic interaction that exists between soil, crops, and the environment (Reddy, 2015). This strategy, which is based on the natural equilibrium of ecosystems, reduces the ecological imprint of agriculture while simultaneously strengthening the farming system's general resistance to outside shocks and advancing regenerative and sustainable farming methods.

Key Principles of Natural Farming for Climate Resilience

Biodiversity: As the cornerstone of its methodology, natural farming heavily emphasises the promotion of biodiversity within agricultural environments. Building a resilient agricultural system requires integrating animals and a variety of crops. By placing a strong emphasis on diversity, the system is protected from the negative effects of climate change, such as the occurrence of extreme weather events, the growth of pests, and the spread of diseases (Dominati, 2019). Natural farming not only increases the overall stability of the ecosystem but also fosters a more resilient response to the difficulties provided by a changing climate by raising animals and a diversity of crops on the agricultural landscape.

Soil Health: The vital role that healthy soil plays in natural farming is emphasised by techniques like crop rotation, cover crops, and little soil disturbance. These tactics aim to

improve soil structure and encourage the enrichment of organic materials. Natural farming reduces soil erosion, encourages nutrient cycling, and stops the depletion of vital elements by using cover crops and crop rotation. Additionally, the soil's integrity and microbial variety are preserved by the minimal disturbance, which is essential for plant health and nutrient availability (M. Tahat, 2020). Natural farming methods depend on healthy soils since they are important carbon sinks that absorb carbon dioxide from the atmosphere and help to mitigate climate change. The complementary roles of improved soil resilience and carbon sequestration highlight the fundamental link between climate-smart agriculture and natural farming.

Water Conservation: The effects of climate change, such as changed patterns of precipitation and increased scarcity of water, provide serious obstacles to agriculture. In response, by preserving water and improving soil moisture retention, natural farming techniques like mulching and rainwater collection are essential in reducing these difficulties. Applying either organic or inorganic materials to the soil's surface, or mulching, can help minimise weed development, lower evaporation, and keep soil moisture levels more consistently. rainfall harvesting also include gathering and holding onto rainfall for use in agriculture (Srivastav et al, 2021). Because they increase water efficiency and strengthen agricultural systems' resistance to water stress brought on by climate change, these strategies are essential for guaranteeing crop survival, particularly in times of drought or erratic rainfall.

Agroforestry: Natural farming is based on the integration of trees and shrubs into agricultural landscapes, which is an example of agroforestry. In this comprehensive method, the addition of trees not only offers useful advantages such crop shade, reduced soil erosion, and increased biodiversity by fostering the development of microhabitats, but it also significantly contributes to the mitigation of climate change. By taking in and storing carbon dioxide from the atmosphere, trees function as efficient carbon sinks (Udawatta, 2019). Farmers that integrate agroforestry systems into their organic farming methods not only address pressing issues such as biodiversity and soil conservation, but they also actively participate in efforts to mitigate climate change through carbon sequestration, thereby advancing the larger objective of sustainable agriculture.

No-till Farming Natural farming prefers no-till or minimal-tillage techniques to traditional agriculture, which typically uses extensive tillage methods that disturb soil structure and release carbon into the atmosphere. Natural farming attempts to prevent soil erosion and maintain the

soil's stored carbon by minimising soil disturbance. This focus on minimal tillage helps preserve the integrity of the soil ecosystem in addition to preventing the emission of carbon dioxide, a greenhouse gas that contributes to climate change. Because it keeps vital nutrients, moisture, and microbial communities in the soil, soil structure preservation is key to improving climate resilience and creating a more sustainable and healthier growing environment for plants (Lal, 2020). The adoption of no-till or minimal tillage practices in natural farming contributes significantly to mitigating climate change impacts on agriculture while promoting long-term soil health and resilience.

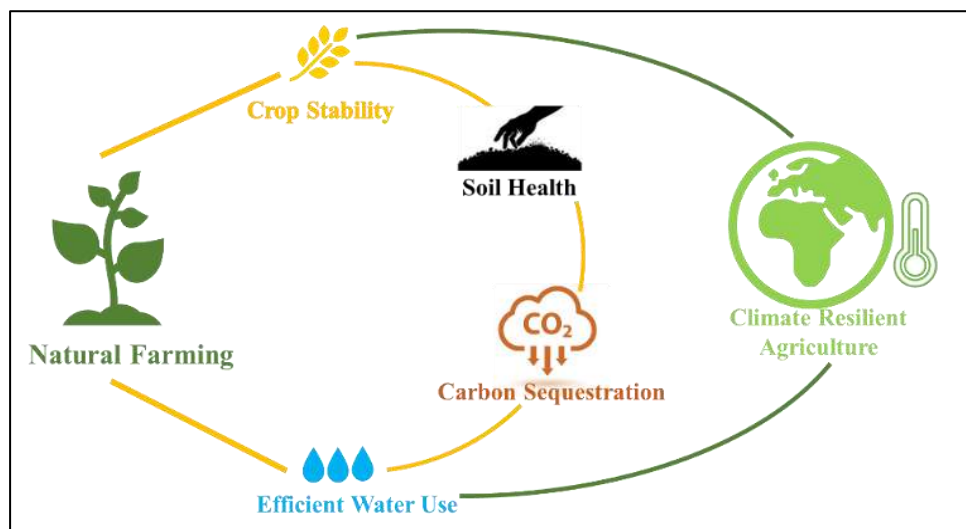


Fig 1. Natural Farming for Climate Resilience Agriculture

Benefits of Natural Farming for Climate Resilience

Increased Crop Yield Stability: Natural farming's emphasis on diversity and integration within agricultural systems accounts for its higher crop output stability. Companion planting, agroforestry, and integrating different crops and livestock are examples of natural farming practices that support a healthy and interdependent ecosystem. The uncertainties brought about by climatic variability, such as extreme weather occurrences and shifting precipitation patterns, are mitigated by this diversity (Yu et al, 2022). Natural farming reduces the risks associated with conventional mono-cropping, where a single crop failure can have disastrous effects, by promoting a robust and adaptable agricultural environment. In the face of an increasingly uncertain environment, this increased consistency is vital for both the livelihoods of farmers and the security of food supply worldwide.

Improved Crop Productivity: Farmers rely heavily on natural farming practices to help them adapt to the difficulties brought on by climatic extremes like heat waves, droughts, and floods.

By developing a resilient agricultural system, natural farming facilitates rapid recovery and sustained yield in the aftermath of catastrophic weather disasters (El Chami et al, 2020). Natural farming provides farmers with measures to lessen the effects of climate extremes through practices like soil health management, agroforestry, and water conservation. The focus on resilience assures the long-term viability of farmers' agricultural methods in addition to helping them endure the short-term shocks of harsh weather. This adaptability is crucial in light of the shifting climate because it gives farmers a way to increase and maintain productivity even in harsh environmental circumstances.

Carbon Sequestration: Natural farming is essential for sequestering carbon dioxide because it prioritises improving soil health and integrating trees into agricultural settings. To improve soil health, techniques including cover crops, low tillage, and organic fertilisation are used. These practices help the soil retain carbon while also boosting its vitality (El Chami et al, 2020). Moreover, planting trees in agricultural landscapes—a practice frequently connected to agroforestry in natural farming systems—makes a substantial contribution to sequestering carbon. Through the process of photosynthesis, trees serve as carbon sinks, taking in and storing carbon dioxide from the atmosphere.

Improved Water Management: A sustainable solution to the problems caused by shifting precipitation patterns and increasing water scarcity, natural farming places an emphasis on better water management through techniques like mulching and rainwater collection. Applying organic materials to the soil surface, or mulching, improves soil moisture retention, inhibits weed growth, and lowers water evaporation—all of which help agricultural systems use water more efficiently (Yu et al, 2022). Furthermore, rainwater harvesting lessens the effects of variable rainfall and drought conditions by collecting and storing rainwater for later use. These natural farming methods are essential for ensuring effective water use in areas with changing precipitation patterns and increasing water scarcity. They also strengthen agricultural systems' resilience to climate change uncertainties and encourage sustainable and water-wise farming practices.

Challenges

The shift to natural farming has a number of significant obstacles that prevent its widespread adoption, even though it has several advantages for improving agricultural climate resilience. The farming community's deep-rooted opposition to change is one of the main obstacles. Since

many farmers have relied on traditional farming methods for many generations, adopting a novel and unfamiliar strategy may be viewed with suspicion and reluctance. The perceived hazards and uncertainties of deviating from traditional practices frequently exacerbate this resistance. Furthermore, one of the biggest obstacles is the difficulty in obtaining information and resources on ecological farming methods (Rao et al, 2019). It's possible that farmers lack the skills and direction needed to properly apply these methods, from grasping the nuances of biodiversity and soil health to embracing agroecological concepts. Closing this knowledge gap will enable farmers to make better decisions and deal with the challenges of switching to natural farming.

The complex transition from conventional to natural farming emphasises the necessity for support networks. Farmers need both practical help and educational tools when introducing new practices on their farms. These include of workshops, training courses, and extension services that can offer practical advice and deal with particular issues that could come up throughout the change. The difficulties in implementing natural farming are exacerbated by financial factors. Even while there are potential long-term advantages, like better soil health and less reliance on outside inputs, the upfront costs for infrastructure, training, and changing current farming methods may discourage some. Farmers may be reluctant to bear these initial investments without assurances of tangible and quick benefits. A comprehensive and cooperative approach is necessary to overcome these obstacles and promote the wider adoption of natural farming (Rao et al, 2019). Governments, agribusiness associations, and non-governmental organisations are essential to the creation and execution of supportive policies. These strategies could involve the establishment of networks that link seasoned natural farmers with those making the transition, as well as financial incentives and subsidies for sustainable farming methods. Outreach and education programmes must be specifically designed to meet the requirements of varied farming communities, offering helpful advice and promoting a sense of belonging and teamwork.

Future Outlook

The direction that natural farming takes in the future depends on a concentrated effort in policy support, research, and teaching. The implementation of natural farming practices is being driven by governments, agricultural organisations, and research institutions. Education is essential, with focused training programmes created to give farmers the know-how and abilities

needed to switch from conventional to natural farming practices. Another important component is financial support, which can lessen the early costs of the shift and increase the accessibility of natural farming for a wider variety of farmers (Van Noordwijk, 2019). Moreover, policy frameworks should be established to incentivise the adoption of natural farming, emphasising its environmental and social benefits. Subsidies, tax breaks, or other types of assistance that honour and promote sustainable farming methods may be included in this. Together, these initiatives can hasten the adoption of natural farming practices into the mainstream of agriculture and help ensure a more robust and sustainable future for the world's food systems by creating an atmosphere that facilitates and promotes the shift towards this way of farming.

Conclusion

In the agricultural sector, natural farming is becoming more and more recognised as a viable approach to addressing the enormous challenges posed by climate change. Its focus on no-till farming, agroforestry, biodiversity promotion, soil health, and water conservation all work together to increase the resilience of agricultural ecosystems. Natural farming aims to lessen the negative effects of climate change on crop yields, water availability, and global food security by implementing these techniques. In addition to increasing farmland productivity, the integration of varied crops and the maintenance of soil health also help to create ecosystems that are more resilient to the intense and unpredictable weather patterns brought on by climate change. One essential element of natural farming is agroforestry, which helps to mitigate climate change by aiding in carbon sequestration and promoting biodiversity. The method's dedication to no-till farming makes it an essential component of climate resilience since it preserves carbon stocks and soil structure. Natural farming appears to be a workable alternative as the world community struggles with the pressing need to develop sustainable and climate-resilient food systems. Its fundamental ideas are in perfect balance with ecological sustainability and the encouragement of peace with the natural world, tackling both the short- and long-term issues while promoting agricultural viability. Natural farming has the potential to be a key component of building an agricultural future that is resilient and sustainable in the face of climate change, provided that it receives continued study, education, and support.

References

- Devarinti, S. R. (2016). Natural farming: eco-friendly and sustainable. *Agrotechnology*, 5, 147.
- Dominati, E. J., Maseyk, F. J., Mackay, A. D., & Rendel, J. M. (2019). Farming in a changing environment: Increasing biodiversity on farm for the supply of multiple ecosystem services. *Science of the total environment*, 662, 703-713.
- El Chami, D., Daccache, A., & El Moujabber, M. (2020). How can sustainable agriculture increase climate resilience? A systematic review. *Sustainability*, 12(8), 3119.
- Khurana, A., & Kumar, V. (2020). State of organic and natural farming: challenges and possibilities. *New Delhi*.
- Lal, R. (2020). The Future of No-Till Farming Systems for Sustainable Agriculture and Food Security. *No-till Farming Systems for Sustainable Agriculture: Challenges and Opportunities*, 633-647.
- M. Tahat, M., M. Alananbeh, K., A. Othman, Y., & I. Leskovar, D. (2020). Soil health and sustainable agriculture. *Sustainability*, 12(12), 4859.
- Rao, C. S., Kareemulla, K., Krishnan, P., Murthy, G. R. K., Ramesh, P., Ananthan, P. S., & Joshi, P. K. (2019). Agro-ecosystem based sustainability indicators for climate resilient agriculture in India: A conceptual framework. *Ecological Indicators*, 105, 621-633.
- Reddy, P. P. (2015). *Climate resilient agriculture for ensuring food security* (Vol. 373). New Delhi: Springer India.
- Srivastav, A. L., Dhyani, R., Ranjan, M., Madhav, S., & Sillanpää, M. (2021). Climate-resilient strategies for sustainable management of water resources and agriculture. *Environmental Science and Pollution Research*, 28(31), 41576-41595.
- Udawatta, R. P., Rankoth, L. M., & Jose, S. (2019). Agroforestry and biodiversity. *Sustainability*, 11(10), 2879.

Van Noordwijk, M. (2019). Integrated natural resource management as pathway to poverty reduction: Innovating practices, institutions and policies. *Agricultural Systems*, 172, 60-71.

Yu, T., Mahe, L., Li, Y., Wei, X., Deng, X., & Zhang, D. (2022). Benefits of crop rotation on climate resilience and its prospects in China. *Agronomy*, 12(2), 436.

CHAPTER 3

Role of Organic Matter in Soil Fertility Management

Parijat Bhattacharya

Assistant Professor, School of Agriculture, Swami Vivekananda University, Barrackpore, 700121, West Bengal, India

Abstract

Organic matter plays a crucial role in soil fertility management, serving as a cornerstone for sustainable agriculture. Composed of decomposed plant and animal residues, organic matter enhances soil structure, water retention, and nutrient availability. Its ability to hold moisture helps mitigate the impact of drought and improves the soil's resilience to extreme weather conditions. Furthermore, organic matter serves as a reservoir for essential nutrients like nitrogen, phosphorus, and potassium, releasing them gradually to plants as they decompose. This nutrient recycling not only nourishes crops but also reduces the reliance on synthetic fertilizers, promoting environmentally friendly farming practices. Additionally, organic matter fosters a diverse microbial community within the soil, contributing to its overall health and enhancing nutrient cycling processes. In essence, the incorporation of organic matter into soil fertility management practices is integral for sustaining productive and resilient agricultural ecosystems.

Keywords: Organic Matter, Soil Fertility

Introduction

Organic matter's crucial role in sustaining soil fertility is a cornerstone of sustainable agriculture, contributing through nutrient provision, soil structure improvement, and support for soil biota. This chapter offers an in-depth analysis, drawing on relevant research and literature, to explore the dynamic relationship between organic matter and soil fertility. Numerous studies conducted over the years have delved into this relationship, with a focus on new approaches emerging in the 1990s (Merckx et al., 2001). Various research studies highlight

the heterogeneous nature of soil organic matter, encompassing plant and root fragments and the living bodies of soil organisms (Coleman et al., 2017).

A fertile and healthy soil forms the foundation for robust plants, animals, and humans. Soil organic matter, integral to healthy and productive soils (Magdoff and Van, 2021), plays a crucial role in maintaining soil fertility. It acts as a nutrient source for plants, enhances soil structure, retains water, and supports beneficial microorganisms. The decomposition of organic matter releases essential nutrients like nitrogen, phosphorus, and potassium, vital for plant growth. Additionally, organic matter influences the soil's cation exchange capacity (CEC), impacting its ability to retain and exchange nutrients with plant roots.

The significance of organic matter in soil fertility management cannot be overstated. Preserving and enhancing organic matter through sustainable land management practices is essential. This chapter, drawing on pertinent research and literature, provides an in-depth exploration of organic matter's importance in soil fertility management. Subsequent sections cover soil fertility concepts, the role of organic matter, practical approaches for enhancement, and challenges and future perspectives. By the chapter's conclusion, readers will gain a comprehensive understanding of organic matter's pivotal role in maintaining soil fertility and practical strategies for its improvement.

Concept of Soil Fertility

Soil fertility refers to a soil's ability to deliver the nutrients required for crop growth. Nitrogen, phosphorus, potassium, calcium, and magnesium are the primary nutrients that plants get from the soil. Organic matter is an important nutrition source for both plants and living beings. As temperatures rise, microbes increase their activity, converting more nutrients from organic to inorganic and plant-available forms (Havlin and Heiniger, 2020). For every % of organic matter in the top 6-inches of a medium-textured soil, around 10-20 pounds of nitrogen, 1-2 pounds of phosphorus, and 0.4-0.8 pounds of sulfur are released per acre every year.

Soil Organic Matter (SOM)

Soil organic matter is a broad group of carbon-containing chemicals formed by the decomposition of plant and animal wastes. These wastes undergo numerous stages of decomposition, ultimately changing into humus - the stable, organic part of the soil. Soil

organic matter contains living organisms, fresh plant and animal wastes, partially decomposed organic matter, and stable organic molecules such as humic and fulvic acids (Tao and Rogers, 2019).

Physical Significance of Soil Organic Matter

Soil Structure Improvement: One of the main physical benefits of soil organic matter is its capacity to improve soil structure. SOM functions as a binding agent, facilitating the creation of stable aggregates. These aggregates generate pore holes in the soil, which aids in water infiltration and air movement. Improved soil structure promotes root penetration, nutrient uptake, and microbial activity, all of which are critical for long-term soil fertility.

Water Retention and Drainage: SOM also has an important influence in water dynamics in the soil. The porous structure of organic matter allows it to absorb and retain water, minimizing excessive drainage and lowering plant drought stress. In contrast, it promotes efficient drainage, minimizing waterlogging and increasing aeration, all of which are necessary for root respiration and the survival of aerobic bacteria.

Chemical Contributions of Soil Organic Matter

Nutrient Retention and Release: Soil organic matter stores critical nutrients and acts as a barrier against nutrient leaching. SOM particles' negative charges attract and hold positively charged ions (cations), such as calcium, magnesium, and potassium. This retention keeps nutrients from being washed away by rain, keeping them available for plant uptake. Furthermore, SOM promotes nutrient release through mineralization, which occurs when organic molecules degrade and release nutrients in forms that plants can use (Clarholm et al., 2015).

Cation Exchange Capacity (CEC): The Cation Exchange Capacity of soil, a crucial indicator of its fertility, is significantly influenced by the presence of organic matter. Higher CEC implies greater nutrient-holding capacity. Organic matter's negatively charged sites attract and hold cations, making nutrients available to plant roots. Soils with higher CEC tend to exhibit improved nutrient availability, fostering optimal plant growth and development.

Biological Significance of Soil Organic Matter

Microbial Activity: For bacteria, fungus, and other decomposers among other soil microorganisms, soil organic matter is an essential source of energy. Microbial communities are responsible for the nutrient cycling activities that are vital to soil fertility. They do this by breaking down complex organic compounds into simpler forms. Through symbiotic partnerships, the microbial activity facilitated by organic matter helps to promote plant health, reduce soil-borne illnesses, and degrade contaminants (Condrón et al., 2010).

Soil Fauna: Soil organic matter supports a complex range of soil fauna, including nematodes, arthropods, and earthworms, in addition to microbes. Through their assistance in the breakdown of organic matter, nitrogen cycling, and soil aeration, these organisms contribute to soil fertility. For instance, earthworms excavate into the soil to form pathways that enhance root development and water infiltration. A vibrant and well-balanced soil ecosystem is produced by the interactions between soil fauna and organic matter.

Organic Matter Management for Sustainable Agriculture

Cover Cropping and Green Manure: Farmers use a variety of techniques for managing organic matter to improve and preserve soil fertility. The practice of cultivating plants expressly for the goal of improving the soil is known as cover cropping. Once integrated into the soil, these cover crops reduce weeds, add organic matter, and guard against erosion. In a similar vein, adding fresh, actively growing plant matter to the soil to increase fertility is known as green manure. These methods support the ongoing resupply of organic matter.

Composting: Composting is a popular method for hastening the breakdown of organic materials. Composting converts organic leftovers into a stable, nutrient-rich humus by establishing a regulated environment that is ideal for microbial activity. The resulting compost can be added to agricultural areas as a slow-release source of nutrients, to improve soil structure, and to help retain water. In addition to recycling organic waste, composting helps manage soil sustainably (Wang et al., 2019).

Challenges to Soil Organic Matter Management

Erosion and Soil Degradation: Soil organic matter content is seriously threatened by soil erosion. The organic matter-rich topsoil can be stripped away by erosion, whether it is brought

on by wind or water. This loss lowers the soil's ability to sustain plant growth, compromises soil fertility, and interferes with the cycle of nutrients. Contour ploughing, cover crops, and agroforestry are examples of sustainable land management techniques that help reduce erosion and maintain soil organic matter.

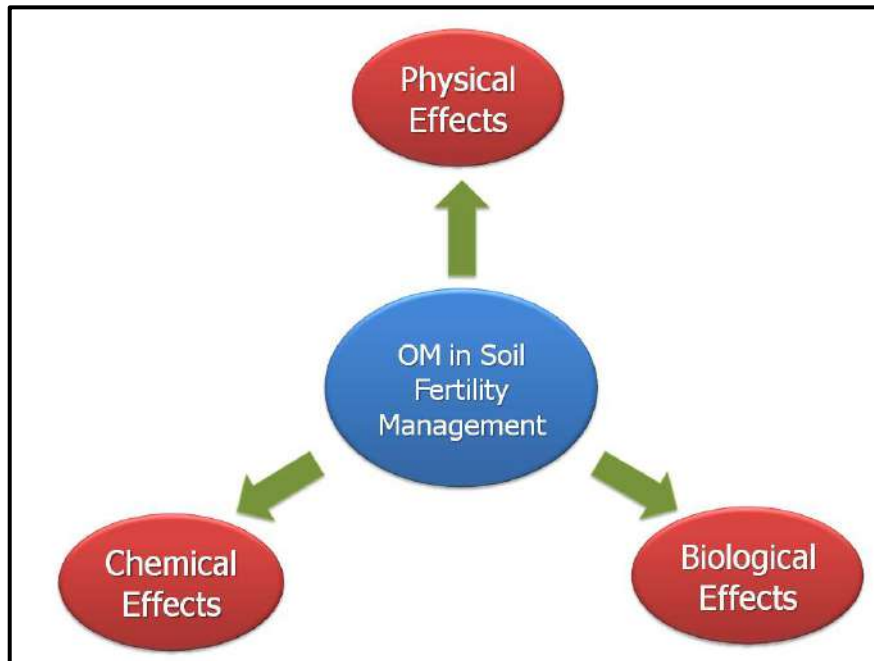


Fig 1. Organic Matter (OM) in Soil Fertility Management

Intensive Agricultural Practices: Soil organic matter can be adversely affected by intensive agricultural methods, including excessive tillage and the use of synthetic fertilizers. Constant ploughing breaks up the structure of the soil and speeds up the organic matter's breakdown. Furthermore, over time, soil fertility may decrease if chemical fertilizers are used exclusively without the addition of organic matter. Crop rotation, integrated nutrient management, and conservation tillage are strategies that can assist maintain soil organic matter while balancing agricultural productivity (Li et al., 2018).

Conclusion

Soil organic matter is essential for soil health, which extends beyond agriculture to create a resilient and sustainable future. Its physical, chemical, and biological effects interact harmoniously to form a productive and resilient soil ecosystem. Recognizing its intrinsic significance necessitates global responsibility, with preservation and enhancement measures critical to guaranteeing food security and conserving key soils. In the twenty-first century, regulating soil organic matter becomes a driving force for global food security and

environmental protection, strengthening soils against erosion and degradation. It is woven into sustainable land-use practices, serving as a currency that helps farmers and the entire world by sequestering carbon, conserving water, and supporting biodiversity. Understanding and leveraging the power of soil organic matter, which influences agricultural policies, land management practices, and society consciousness, is essential for achieving a sustainable future. Sustainable agriculture is not an option, but a need for feeding a growing global population without jeopardizing our planet's integrity. In essence, research and literature present soil organic matter as a key player in the sustainability story. Its humble beginnings and huge influence in global food security demonstrate the interconnectivity of life on Earth. Nurturing it promises to leave a legacy of fertility, resilience, and sustainability that will last through the ages.

References

- Clarholm, M., Skjellberg, U., & Rosling, A. (2015). Organic acid induced release of nutrients from metal-stabilized soil organic matter—the unbutton model. *Soil Biology and Biochemistry*, *84*, 168-176.
- Coleman, D. C., Callahan, M. A., & Crossley Jr, D. A. (2017). *Fundamentals of soil ecology*. Academic press.
- Condron, L., Stark, C., O’Callaghan, M., Clinton, P., & Huang, Z. (2010). The role of microbial communities in the formation and decomposition of soil organic matter. *Soil microbiology and sustainable crop production*, 81-118.
- Havlin, J., & Heiniger, R. (2020). Soil fertility management for better crop production. *Agronomy*, *10*(9), 1349.
- Li, J., Wu, X., Gebremikael, M. T., Wu, H., Cai, D., Wang, B., Li, B., Zhang, J., Li, Y., & Xi, J. (2018). Response of soil organic carbon fractions, microbial community composition and carbon mineralization to high-input fertilizer practices under an intensive agricultural system. *PLoS One*, *13*(4), e0195144.
- Magdoff, F., & Van Es, H. (2021). *Building Soils for Better Crops: Ecological management for healthy soils*. Sustainable Agriculture Research and Education Program.

Merckx, R., Diels, J., Vanlauwe, B., Sanginga, N., Deneff, K., & Oorts, K. (2001). Soil organic matter and soil fertility. *Sustaining soil fertility in West Africa*, 58, 69-89.

Tao, H., & Rogers, C. W. (2019). Understanding and measuring organic matter in soil.

Wang, Q., Awasthi, M. K., Zhang, Z., & Wong, J. W. (2019). Sustainable composting and its environmental implications. In *Sustainable resource recovery and zero waste approaches* (pp. 115-132). Elsevier.

CHAPTER 4

Groundwater Recharge in Arid Region: Methods and Techniques

Tanmoy Majhi

Assistant Professor, School of Agriculture, Swami Vivekananda University, Barrackpore, 700121, West Bengal, India

Abstract

Arid-site recharge varies widely, influenced by factors like plant cover and topography. Simple estimates based on fixed precipitation fractions can be misleading, as they overlook plant and soil factors. Water balance models, successful in irrigated areas, may fail in arid conditions with seasonal water stress. Recharge estimates from these models can be significantly off. Lysimetry and tracer tests are crucial for accurate evaluation, especially in waste disposal site planning. Quantifying drainage through lysimetry over years under specific conditions allows model calibration, and tracer tests with long-lived tracers offer qualitative recent recharge estimates.

Keywords: Water balance, Recharge, Tracer tests, Lysimetry

Introduction

Hydrology is split into two branches: surface-water hydrology and groundwater hydrology. Surface-water hydrology focuses on surface processes like precipitation, runoff, and evapotranspiration, affecting water movement in streams and lakes. Groundwater hydrology deals with aquifers and their characteristics, like transmissivity and water quality. The vadose zone, connecting these branches, consists of an upper soil subzone with biological activity and a lower subzone between the rooting zone and the water table.

The vadose zone's importance has grown, recognized as a crucial area for groundwater recharge and managing contaminants. It is not a uniform, slow-moving realm but a highly variable zone with transient and occasionally unstable flows. Preferred pathways can lead water directly to

the water table, bypassing the vadose zone's buffering capacity. Recognizing soil heterogeneity and preferred pathways is crucial for realistic groundwater recharge models.

Hydrologists face challenges in understanding the complex vadose zone, especially in arid regions with uncertainties in estimating groundwater recharge. Predictive models, though more comprehensive, are harder to validate experimentally. This chapter explores key concepts and challenges in defining water balance and recharge rates in arid sites, discussing the limitations of current methodologies and proposing methods to assess percolation and recharge impacts on waste storage in arid environments.

Groundwater Recharge in Arid Versus Humid Regions

Groundwater recharge is when excess water from rain, called infiltration, moves down through the ground to replenish underground water sources, like aquifers (Freeze and Cherry, 1979). In areas with lots of rain, recharge happens frequently. But in dry regions where evaporation is higher than rainfall (arid areas), there's usually no surplus of infiltration over evaporation throughout the year. This leads to the belief that groundwater recharge is minimal in deserts. This belief has led to placing waste disposal facilities in deserts, assuming that the dry soil would keep the waste contained. However, this assumption can be misleading, as occasional conditions in deserts, such as winter rains or certain soil types, can allow for recharge. Whether water evaporates or recharges depends on the climate, soil, and vegetation. Coarse soils drain quickly, while fine soils hold more water for plants. The flow pattern is complex due to varying soil layers and slopes. Arid regions have more variability in climate and soil, challenging simple predictions.

Misconception in Averaging: Assessing groundwater recharge in dry areas is challenging. A common but inaccurate method involves averaging values from specific moments and locations, then integrating them over time and space to represent the entire area. This approach may suggest minimal overall recharge, overlooking episodic events and restricted zones where recharge occurs. Seasonal rainfall patterns, concentrated in winter with low evaporation, further complicate assessments. Using 'rule-of-thumb' fractions (e.g., 10 or 20 percent of annual precipitation) is misleading, as it ignores plant and soil processes crucial for recharge in arid regions. Such simplistic estimates should be avoided.

Recharge Modes: Groundwater recharge occurs in two main ways: continuous, diffuse recharge and transient, concentrated recharge. Continuous recharge happens through widespread percolation across the vadose zone, while transient recharge occurs through short-term water penetration along specific pathways. The dominance of either method depends on factors like aridity, rainfall distribution, soil type, and plant cover. In arid regions, continuous and diffuse recharge decreases, making transient recharge through preferred pathways more crucial. These pathways exist on different scales, from microscopic pathways formed by roots to macroscopic pathways like streambeds. In arid regions, intermittent streams with permeable beds play a significant role in groundwater recharge during flash floods.

Methods of Recharge Estimation in Arid Regions: In arid areas, measuring groundwater recharge is crucial. Various methods, proposed over the past two decades, differ in accuracy and approach. Some rely on direct measurements, while others use indirect or unproven methods. This chapter aims to clarify the advantages and limitations of these diverse approaches.

Calculation of Water Balance: Measuring water balance involves tracking components like precipitation, runoff, evapotranspiration, and soil moisture change. Deep percolation (recharge) is calculated as $D = P - (R + ET + S)$, where precipitation P , runoff R , evapotranspiration ET , and the change in soil moisture storage S . Accuracy relies on precise measurements, but uncertainties in each component make it challenging. For instance, a small uncertainty in both left- and right-hand side of the equation can result in a large uncertainty in their difference, impacting recharge estimates significantly.

Water Balance Simulation Models: Most recharge estimation models rely on evapotranspiration estimates. In arid areas, errors may be significant due to uncertainty in evapotranspiration. Models calculate potential evapotranspiration (PET) from climate data and estimate actual evapotranspiration (AET). AET, combined with precipitation data, sets conditions for water storage calculations. Various detailed models exist, relying on plant parameters and assuming linear relationships. Drainage is calculated as downward water flux. While deterministic models offer precision, they depend on reliable AET and soil conductivity estimates. Stochastic rainfall models, accounting for precipitation uncertainty, also have limitations (Eagleson, 1978, Caro and Eagleson, 1981).

Simplified Areal Water Balance Models: In the absence of detailed soil and plant information, simplified water balance methods have been used. One such method, by Thornthwaite and Mather (1955), calculates PET values and tracks water loss from soil monthly. Recently, this method has been adjusted for daily soil moisture balance. While these models may work for humid climates, they lack reliability in arid regions. For instance, a study in Wyoming showed recharge estimates varying from 11 to 51 mm, with a 300% coefficient of variation, due to uncertainties in estimating evapotranspiration and precipitation. Such water balance models, commonly used for arid sites, are often too unreliable.

Measurement of Water Balance: Scientists use neutron probe measurements to estimate changes in water storage in desert soils, helping understand evapotranspiration and recharge (Campbell and Harris, 1977). Changes below the root zone indicate deep drainage (Gee and Kirkham, 1984). Some assume no flow when moisture content remains unchanged in the vadose zone, neglecting the possibility of steady flow under gravity. Combining neutron probes with tensiometer measurements yields more reliable flow data. Neutron probe errors can be kept under 10%, considering counting time, calibration errors, and soil profile thickness. Micrometeorological methods also measure evapotranspiration and drainage, with potential uncertainties.

Measurement using Lysimeter: Lysimeters are valuable for studying water balance in fields, directly measuring evapotranspiration, water storage changes, and drainage. Precision weighing lysimeters offer reliable evapotranspiration measurements. Deep drainage-type lysimeters allow direct measurement of percolation below the root zone. Studies, such as those at the Hanford Site, reveal variable recharge influenced by factors like plant cover and soil type. Rapid snowmelt can lead to significant localized recharge, especially in coarse soils. Changes in vegetation also impact recharge. However, using lysimeters has challenges, including high construction and maintenance costs, soil and vegetation disturbance, confined drainage, modified bottom conditions, and localized data.

Calculation of Darcian Flux: To figure out how water is moving through soil, researchers use special tools like drainage lysimeters. However, a direct way is to measure water flux in the vadose. Attempts to create a practical soil moisture flux meter have been unsuccessful. Instead, researchers measure hydraulic flux using Darcy's equation, which involves the hydraulic gradient and unsaturated hydraulic conductivity. Tensiometry helps measure the vertical

hydraulic gradient, but standard tensiometers have limitations. In uniform soil, the vertical hydraulic gradient is often close to gravitational, simplifying calculations. Yet, accurately determining hydraulic conductivity is challenging due to soil variability. This method has potential errors, making the assessment of recharge uncertain.

Waterborne Tracers: Monitoring seepage into groundwater often involves using tracers, detectable substances in water. Tracers can be intentionally introduced or may result from human activities or natural processes. While tracers ideally help detect flow pathways and velocities in the vadose zone, practical challenges arise as one delves deeper into the soil. Various problems emerge, especially in penetrating deep vadose zones with older moisture. Tracers, such as optical dyes, are sometimes used by introducing them into infiltrating water. However, their effectiveness diminishes with depth due to soil interactions.

Chemical tracers like chloride or bromide salts offer an alternative, moving through soil faster than water. Detection involves extracting soil samples, but this process becomes laborious with increasing depth. Tritium, an isotope of hydrogen, is considered an ideal tracer due to its direct tagging of water molecules. It helps identify recharge fluxes based on historical tritium concentrations in rainfall. However, its short half-life poses limitations. Chloride, a non-volatile tracer, is used to estimate groundwater recharge by comparing concentrations in rainwater and percolated water.

An alternative method involves sampling the top of the groundwater table, but changes in water composition can affect results. Negative absorption of chloride in soils influences its distribution, affecting travel times. Long-lived tracers like ^{36}Cl , a product of thermonuclear bomb tests, can indicate recharge depths over extended periods, especially in arid regions with sparse vegetation.

Other Methods: Various methods have been used to estimate water recharge in dry areas. In one study in Arizona, Sammis et al. (1982) employed the thermal profile method to estimate recharge. This method is based on the idea that groundwater movement affects the temperature gradient associated with geothermal heat flux to the surface. However, it faces challenges due to the nonlinear relationship between thermal conductivity and moisture content in the soil, leading to uncertainties in calculating water flow rates.

Another promising approach for estimating recharge in arid regions is using stable isotopes such as oxygen-18 and deuterium. Isotopic enrichment resulting from evaporation creates unique concentration profiles that reflect precipitation timing and evaporation losses at a site. A simple model, proposed by Allison et al. (1984), links isotopic enrichment to recharge through square root of time evaporation rates. The enrichment, represented by the δ -value shift, is assumed to be proportional to the reciprocal of the square root of annual recharge.

While this technique seems promising, it requires thorough testing and calibration against more direct measurements of recharge, such as lysimeter.

Conclusion

Estimating recharge for deserts or semiarid areas is challenging and often leads to high errors with conventional techniques. Direct measurements are rarely feasible, and water balance methods, which calculate recharge based on uncertain parameters like evapotranspiration and precipitation, have limited accuracy. These methods create cumulative errors, sometimes up to an order of magnitude, as they subtract two large, uncertain values. Darcian-flux calculations, relying on tension gradients and estimated hydraulic conductivities, also introduce significant errors. Neglecting topographic effects, spatial variability, and concentrated flow further increases uncertainty in recharge estimates.

For accurate evaluations, the impact of these factors must be considered. Arid-site recharge can vary widely even under similar climate and soil conditions, making simple estimates based on fractional percentages of annual precipitation misleading. Lysimetry and tracer tests, such as those using long-lived tracers like ^{36}Cl or stable isotopes (^{18}O and deuterium), offer the best solutions for evaluating recharge at arid sites. These methods are particularly crucial for siting waste disposal facilities, where reliable estimates of recharge are essential. Quantifying drainage over several years using lysimetry can calibrate models for accurate recharge predictions, while tracer tests provide estimates of recent recharge quantities at specific sites.

References

Allison, G. B., Barnes, C. J., Hughes, M. W., & Leaney, F. W. J. (1984). Effect of climate and vegetation on oxygen-18 and deuterium profiles in soils. *Isotope hydrology*, 105-123.

- Campbell, G. S., & Harris, G. A. (1977). Water relations and water use patterns for *Artemisia tridentata* Nutt. in wet and dry years. *Ecology*, 58(3), 652-659.
- Caro, R., & Eagleson, P. S. (1981). Estimating aquifer recharge due to rainfall. *Journal of Hydrology*, 53(3-4), 185-211.
- Eagleson, P. S. (1978). Climate, soil, and vegetation: 7. A derived distribution of annual water yield. *Water Resources Research*, 14(5), 765-776.
- Freeze, R. A., & Cherry, A. J. (1979). Groundwater, Prentice Hall. Inc. New Jersey, 262-265.
- Gee, G. W., & Kirkham, R. R. (1984). *Arid site water balance: Evapotranspiration modeling and measurements* (No. PNL--5177). Pacific Northwest Lab.
- Thorntwaite, C. W. (1955). The water balances. *Public. in Climatol.*, 8(1), 1-104.
- Sammis, T. W., Evans, D. D., & Warrick, A. W. (1982). Comparison of methods to estimate deep percolation rates 1. *JAWRA Journal of the American Water Resources Association*, 18(3), 465-470.

CHAPTER 5

Plant-Pollinator Interactions in Response of Herbivore Induced Volatiles

Rakesh Das

Assistant Professor, School of Agriculture, Swami Vivekananda University, Barrackpore, 700121, West Bengal, India

Abstract

Herbivore-induced volatiles (HIVs) play a crucial role in the intricate dance between plants and their environment. Released in response to herbivore attacks, these volatile compounds serve a dual purpose: attracting natural enemies of herbivores and influencing plant-pollinator interactions. The chemical dialogue, mediated by HIVs, shapes the balance between plant defence and reproduction. Plant responses to herbivory involve complex signaling pathways and hormonal cross-talk, demonstrating the adaptability of plants to environmental challenges. Understanding these interactions is vital for unraveling the dynamics of ecological networks, contributing to biodiversity conservation, and informing sustainable agricultural practices. As global changes impact ecosystems, deciphering the language of plants through HIVs becomes pivotal for fostering resilience and stability in natural and agricultural landscapes.

Keywords: Herbivore, Pollinators, Plant defence, Plant volatiles

Introduction

The symbiotic dance between plants, herbivores, and pollinators is a cornerstone of ecological dynamics, significantly influencing the biodiversity and productivity of natural and agricultural landscapes. Herbivores, beyond their role as consumers, induce changes in plant physiology, triggering the release of herbivore-induced volatiles (HIVs), which serve as both defensive cues and reproductive signals (Aartsma et al., 2017). These volatile compounds play a pivotal role in mediating the intricate relationships within ecosystems. In the mutualistic embrace between plants and pollinators, the release of HIVs creates a chemical language. This language, while deterring herbivores and attracting their natural enemies, simultaneously beckons

pollinators towards distressed plants (Kessler and Chautá, 2020; Kessler et al., 2011). The dual functionality of HIVs underscores the nuanced interplay between defensive and reproductive strategies in the ecological theater. The mechanisms underlying plant responses to herbivory unveil a sophisticated signalling network, orchestrated by the activation of the jasmonic acid (JA) pathway. Hormonal cross-talk, genetic regulation, and epigenetic modifications finely tune this response, showcasing the adaptability of plants in navigating the challenges posed by herbivores.

Co-evolutionary dynamics shape the traits governing interactions between plants, herbivores, and pollinators. The delicate balance achieved reflects an ongoing negotiation that has led to the evolution of adaptations observed in these ecological relationships. At the ecosystem level, HIVs exert profound consequences, influencing plant communities, biodiversity, and overall ecosystem stability. As global change factors continue to impact ecosystems, understanding these intricate relationships becomes crucial for conservation efforts, sustainable agriculture, and the preservation of biodiversity. This exploration seeks to deepen our appreciation for the ecological dynamics within the intricate dance between plants, herbivores, and pollinators, emphasizing the pivotal role of these interactions in maintaining the health and resilience of ecosystems.

Ecological Significance of Plant-Pollinator Interactions

Plant-pollinator interactions are foundational to the ecological dynamics that sustain life on Earth. These interactions hold paramount ecological significance across various dimensions. Firstly, they drive biodiversity by fostering co-evolutionary relationships between flowering plants and their pollinators, leading to the development of diverse floral traits and pollination strategies. Secondly, the reproductive success of numerous plant species hinges on the transfer of pollen by pollinators, contributing to the overall health and regeneration of ecosystems (Klein et al., 2007).

Beyond their role in individual plant species, plant-pollinator interactions provide critical ecosystem services, particularly in agriculture, where pollinators enhance crop productivity by facilitating the reproduction of economically important crops. Moreover, these interactions foster genetic diversity within plant populations, bolstering their resilience to environmental changes. The presence of flowering plants and pollinators creates and sustains diverse habitats, influencing trophic interactions and the intricate food webs within ecosystems.

Co-evolution is a key aspect of plant-pollinator interactions, with both partners adapting to each other's traits over time. This ongoing adaptation shapes the characteristics of plants and pollinators, emphasizing the dynamic nature of these ecological relationships. In essence, the ecological significance of plant-pollinator interactions extends beyond pollination, influencing biodiversity, reproductive success, ecosystem services, genetic diversity, habitat creation, trophic interactions, and the continuous process of co-evolution. Recognizing and preserving these interactions are essential for maintaining the delicate balance of ecosystems and ensuring the well-being of both natural and agricultural landscapes.

Herbivore-Induced Volatiles: The Chemical Language of Plants

When plants confront herbivore attacks, their response is a dynamic orchestration of defense mechanisms aimed at safeguarding their well-being. One notable defense strategy involves the release of volatile organic compounds (VOCs), a response that is intricately specific to the type of herbivore and the plant species under attack. Herbivore-induced volatiles (HIVs) emerge as signaling molecules, playing a pivotal role in mediating a spectrum of ecological interactions, including plant-plant, plant-herbivore, and even plant-pollinator dynamics.

The diversity in the composition of herbivore-induced volatiles is striking, encompassing a broad array of chemical compounds such as terpenoids, green leaf volatiles, and benzenoids (Adler et al., 2001; Kessler and Kalske, 2018.). This chemical diversity reflects the nuanced nature of the plant's response to herbivory, tailoring its volatile emissions to the specific threat it faces. Importantly, the multifaceted role of these compounds unfolds in their ability to serve various purposes. They act as chemical signals not only for the recruitment of predators and parasitoids that prey on herbivores but also as deterrents, discouraging further herbivore attacks.

Crucially, some of these herbivore-induced volatiles transcend their defensive function and serve as attractants for pollinators. This dual role exemplifies the complexity of plant communication, where volatile emissions convey both defensive and reproductive information (Carr and Eubanks, 2014). By releasing these specific compounds, plants inadvertently draw in pollinators, creating an intricate interplay between their defensive and reproductive strategies. This dual signaling mechanism not only highlights the sophistication of plant responses to herbivory but also underscores the interconnectedness of ecological processes within the intricate tapestry of the natural world.

Role of Herbivore-Induced Volatiles in Plant-Pollinator Interactions

In the intricate web of ecological relationships, plants have developed a sophisticated means of communication in response to herbivory through the emission of herbivore-induced volatiles (HIVs). While traditionally recognized for their defensive role against herbivores, recent research has unveiled a fascinating dimension of HIVs – their influence on plant-pollinator interactions (Hoffmeister and Junker, 2017; Kessler and Chautá, 2020). This essay delves into the multifaceted role of HIVs in attracting pollinators, modulating floral attractiveness, indirect defence, and the intriguing phenomenon of priming and memory.

Attracting Pollinators: Herbivore-induced volatiles can act as indirect signals to attract pollinators. Certain compounds released by plants in response to herbivory, such as floral scents, overlap with the volatiles used by pollinators to locate flowers. This convergence in chemical signals creates an intriguing dynamic, wherein herbivore-induced plant volatiles inadvertently attract pollinators, enhancing the likelihood of successful pollination.

Modulating Floral Attractiveness: The timing and quantity of herbivore-induced volatile release can influence the attractiveness of flowers to pollinators. Studies have shown that certain herbivores can alter the floral scent profile, affecting pollinator visitation rates. This modulation of floral attractiveness can have consequences for plant reproductive success and the dynamics of plant-pollinator mutualisms.

Indirect Defence: Herbivore-induced volatiles play a crucial role in indirect plant defence by attracting natural enemies of herbivores, such as parasitoids and predators. This indirect defence strategy, known as the "ecological tritrophic cascade," can have cascading effects on the entire ecosystem. By enhancing the abundance and activity of natural enemies, plants indirectly protect themselves from herbivore damage, creating a more favourable environment for pollinators.

Priming and Memory: Plants can exhibit a phenomenon known as "priming" in response to herbivory. This involves the pre-activation of defence mechanisms in anticipation of future attacks. Herbivore-induced volatiles contribute to this priming process, allowing plants to mount a faster and more effective defence response upon subsequent herbivore encounters. The priming effect has implications for both herbivore deterrence and the attraction of beneficial organisms, including pollinators.

Mechanisms Underlying Plant Responses to Herbivory:

Plants have evolved intricate and dynamic mechanisms to respond to herbivory, a critical aspect of their interaction with the environment. Understanding these mechanisms is essential for elucidating the complex strategies plants employ to defend themselves against herbivores, shaping their survival and ecological roles (Lucas-Barbosa et al., 2011). The key mechanisms underlying plant responses to herbivory are-

Signaling Pathways: The release of herbivore-induced volatiles is regulated by complex signaling pathways within the plant. The jasmonic acid (JA) pathway is a key signaling cascade involved in plant defence responses to herbivory. Activation of this pathway leads to the production of defensive compounds, including herbivore-induced volatiles. Understanding these signaling mechanisms is crucial for unraveling the intricacies of plant-herbivore interactions.

Cross-Talk between Hormonal Pathways: Hormonal cross-talk plays a significant role in shaping plant responses to herbivory. While the JA pathway is central to defence against herbivores, other pathways, such as the salicylic acid (SA) pathway, are associated with defence against pathogens. The interplay between these hormonal pathways determines the overall response of the plant to herbivory, influencing the production of herbivore-induced volatiles and, consequently, the interactions with pollinators.

Genetic and Epigenetic Regulation: The regulation of herbivore-induced volatile production involves a complex interplay of genetic and epigenetic factors. Changes in gene expression, DNA methylation, and histone modifications contribute to the dynamic response of plants to herbivory. Understanding the genetic and epigenetic regulation of herbivore-induced volatiles provides insights into the adaptability and plasticity of plant responses in the face of herbivore pressure (Rusman et al., 2019).

Ecological Context: The ecological context, including abiotic factors such as temperature and light, can influence the production and emission of herbivore-induced volatiles. Additionally, the presence of neighbouring plants, herbivores, and other interacting organisms can modulate the plant's response. Considering the ecological context is essential for predicting the outcomes of plant-herbivore-pollinator interactions in natural and agricultural settings.

Evolutionary Implications and Adaptations

Plant-pollinator interactions, integral to the evolutionary tapestry of ecosystems, undergo intricate adaptations influenced by herbivore-induced volatiles (HIVs). The evolutionary implications of these interactions, shedding light on co-evolutionary dynamics, trait-mediated interactions, and the delicate balance between attracting pollinators and defending against herbivores.

Co-evolutionary Dynamics: The interactions between plants, herbivores, and pollinators are shaped by co-evolutionary dynamics. Plants may evolve specific volatile profiles in response to local herbivore communities, influencing the attraction of herbivore enemies and pollinators. Similarly, pollinators may evolve preferences for plants with specific volatile profiles, leading to reciprocal adaptations.

Trait-Mediated Interactions: The evolution of traits related to herbivore-induced volatiles can have cascading effects on plant-pollinator interactions. For instance, plants with enhanced volatile emissions may experience increased pollinator visitation rates, potentially leading to higher reproductive success. These trait-mediated interactions contribute to the diversification and specialization of plant-pollinator mutualisms.

Balancing Conflicting Demands: Plants must navigate the delicate balance between attracting pollinators and defending against herbivores. This balancing act involves trade-offs in resource allocation and the fine-tuning of volatile emissions. Evolutionary processes shape these trade-offs, influencing the ecological strategies adopted by plants to optimize both reproductive success and defence.

Ecosystem-Level Consequences

Impact on Plant Communities: The interplay between herbivore-induced volatiles, pollinators, and herbivore natural enemies can have profound effects on plant communities. Plants emitting specific volatile blends may experience altered pollination dynamics, affecting their reproductive success and abundance. These cascading effects can influence the structure and composition of plant communities in diverse ecosystems.

Biodiversity and Ecosystem Stability: The relationships between plants, herbivores, and pollinators contribute to the overall biodiversity and stability of ecosystems. Plant-pollinator

mutualisms, facilitated by herbivore-induced volatiles, enhance the resilience of ecosystems by promoting genetic diversity, species richness, and ecosystem functioning. Understanding these dynamics is crucial for conservation efforts aimed at preserving biodiversity and ecosystem stability.

Implications for Agriculture: The insights gained from studying plant-pollinator interactions in the context of herbivore-induced volatiles have practical implications for agriculture. Understanding how herbivore-induced volatiles attract pollinators and natural enemies of herbivores can inform integrated pest management strategies. Incorporating this knowledge into agricultural practices may enhance crop yields, reduce the need for chemical pesticides, and promote sustainable farming.

Challenges and Future Directions

The study of plant-pollinator interactions in the context of herbivore-induced volatiles (HIVs) presents a rich field with both challenges and promising avenues for future research. This essay explores the complexities inherent in unraveling these interactions and proposes key directions for advancing our understanding.

Complexity of Interactions: The complexity of plant-herbivore-pollinator interactions poses challenges for researchers attempting to unravel the intricacies of these ecological networks. The multitude of interacting factors, including species-specific responses and ecological context, requires interdisciplinary approaches to fully understand the dynamics at play.

Quantifying Behavioural Responses: Assessing the behavioural responses of pollinators to herbivore-induced volatiles in a natural setting is inherently challenging. The dynamic nature of these interactions requires sophisticated methodologies to capture real-time responses, making it crucial to develop innovative tools and techniques for accurate quantification.

Global Change Factors: Anthropogenic factors, such as climate change and habitat fragmentation, can disrupt plant-pollinator interactions mediated by herbivore-induced volatiles. Understanding how global change factors influence these interactions is crucial for predicting the resilience of ecosystems and developing conservation strategies.

Technological Advances: Advancements in analytical techniques, such as high-throughput metabolomics and genomics, are instrumental in deciphering the molecular mechanisms

underlying herbivore-induced volatile production. Integrating these technologies with field experiments and ecological studies will enhance our ability to comprehend the intricacies of plant-pollinator interactions.

Applied Implications: Translating research findings into practical applications for agriculture and conservation requires bridging the gap between basic and applied research. Developing strategies that harness the ecological insights gained from studying herbivore-induced volatiles can contribute to sustainable pest management and the conservation of pollinator populations.

Conclusion

Plant-pollinator interactions, intricately linked to the volatile language of plants in response to herbivory, represent a fascinating realm of ecological research. The release of herbivore-induced volatiles serves as a chemical dialogue that shapes the dynamics of plant-pollinator mutualisms, influencing reproductive success, trophic interactions, and ecosystem stability. Understanding the ecological and evolutionary implications of these interactions is not only crucial for unraveling the complexities of natural ecosystems but also for informing sustainable agricultural practices and conservation strategies. As we navigate an era marked by environmental changes and biodiversity loss, the study of plant-pollinator interactions in the context of herbivore-induced volatiles takes on increased significance. This chapter not only enhances our understanding of the intricate relationships within ecosystems but also provides valuable insights for mitigating the impacts of global change on plant-pollinator mutualisms. By delving into the chemical language of plants and the ecological theater in which it unfolds, researchers, policymakers, and conservationists can work together to safeguard the delicate balance of nature and ensure the persistence of plant-pollinator interactions for generations to come.

References

- Aartsma, Y., Bianchi, F. J., van der Werf, W., Poelman, E. H., & Dicke, M. (2017). Herbivore-induced plant volatiles and tritrophic interactions across spatial scales. *New Phytologist*, *216*(4), 1054-1063.
- Adler, L. S., Karban, R., & Strauss, S. Y. (2001). Direct and indirect effects of alkaloids on plant fitness via herbivory and pollination. *Ecology*, *82*(7), 2032-2044.

- Carr, D. E., & Eubanks, M. D. (2014). Interactions between insect herbivores and plant mating systems. *Annual Review of Entomology*, *59*, 185-203.
- Hoffmeister, M., & Junker, R. R. (2017). Herbivory-induced changes in the olfactory and visual display of flowers and extrafloral nectaries affect pollinator behavior. *Evolutionary Ecology*, *31*, 269-284.
- Kessler, A., & Chautá, A. (2020). The ecological consequences of herbivore-induced plant responses on plant–pollinator interactions. *Emerging Topics in Life Sciences*, *4*(1), 33-43.
- Kessler, A., & Kalske, A. (2018). Plant secondary metabolite diversity and species interactions. *Annual Review of Ecology, Evolution, and Systematics*, *49*, 115-138.
- Kessler, A., Halitschke, R., & Poveda, K. (2011). Herbivory-mediated pollinator limitation: negative impacts of induced volatiles on plant–pollinator interactions. *Ecology*, *92*(9), 1769-1780.
- Klein, A. M., Vaissière, B. E., Cane, J. H., Steffan-Dewenter, I., Cunningham, S. A., Kremen, C., & Tscharntke, T. (2007). Importance of pollinators in changing landscapes for world crops. *Proceedings of the royal society B: biological sciences*, *274*(1608), 303-313.
- Lucas-Barbosa, D., van Loon, J. J., & Dicke, M. (2011). The effects of herbivore-induced plant volatiles on interactions between plants and flower-visiting insects. *Phytochemistry*, *72*(13), 1647-1654.
- Rusman, Q., Poelman, E. H., Nowrin, F., Polder, G., & Lucas-Barbosa, D. (2019). Floral plasticity: herbivore-species-specific-induced changes in flower traits with contrasting effects on pollinator visitation. *Plant, Cell & Environment*, *42*(6), 1882-1896.

CHAPTER 6

Plant Genetic Resistance Against Pathogens: A Comprehensive Exploration

Ria Mukhopadhyay

Assistant Professor, School of Agriculture, Swami Vivekananda University, Barrackpore, 700121, West Bengal, India

Abstract

The notion of plant genetic resistance emerges as a ray of hope and resilience in the complex interactions between plants and diseases. This study conducts an extensive investigation of this fundamental idea, exploring its processes, molecular details, and applications in mitigating the effects of various infections. Plants and diseases have a complex relationship that has shaped both species' evolutionary paths and sparked an ongoing arms race in molecules. Plants' genetic repertoire contains robust defence systems that have developed as a result of this dynamic struggle.

A sophisticated network of genes that coordinate defence mechanisms is at the core of plant genetic resistance. Notably, Nucleotide-Binding Site Leucine-Rich Repeat (NBS-LRR) proteins and Resistance (R) genes are important for identifying certain pathogen effectors and initiating a series of events that activate strong defence mechanisms. The essay emphasises how crucial a role these molecular actors play in coordinating defence responses including Effector-Triggered Immunity (ETI) and the Hypersensitive Response (HR). In addition, plant genetic resistance applications in agriculture—including conventional breeding and genetic engineering—are investigated as long-term approaches to disease control.

Keywords: Plant genetic resistance, Defence mechanism, Immunity

Introduction

Plants have effectively developed a complex defence system to combat the constant danger presented by a wide range of diseases since they are sessile, ground-dwelling creatures. The

inability of plants to leave their environment makes them more vulnerable to many types of assailants, which intensifies their susceptibility (War et al., 2012). The pathogen spectrum includes a diverse range of little invaders, such as fungi, nematodes, viruses, and bacteria. The plant must build a complex defence repertoire in order to fend off the distinct difficulties posed by each of these diseases to its overall health.

Genetic resistance has become a potent and useful ally in this never-ending battle for life, in which plants serve as the natural world's quiet sentinels. The term "genetic resistance" describes a plant's innate capacity to withstand or endure the attack of pathogens as a result of particular characteristics ingrained in its genetic composition. This defence mechanism functions at the molecular level, coordinating responses to pathogenic assaults through a complex network of genes and proteins. Plants' ability to evolve genetic resistance is evidence of the complex dance that hosts and pathogens engage in, where every adaptation and defence mechanism adds to the never-ending arms race that takes place in the world of plants.

Understanding Plant-Pathogen Interactions: Gaining insight into the importance of plant genetic resistance requires a thorough investigation of the complex relationships that exist between plants and diseases. Driven by their insatiable need for food and the will to live, pathogens employ a wide range of tactics to get past the strong defences of the plants they infect. Plants, on the other hand, have developed a complex defence system that includes both innate and learned capabilities in this biological warzone (Dong and Ronald, 2019).

Pre-existing defence mechanisms: In plants, innate defence systems function as a preventive measure, forming a first line of defence against any pathogen incursions. The plant cell wall, a strong structural element that serves as a physical barrier, is essential to these processes. As a strong barrier that prevents infections from entering the body, the cell wall serves as the first line of defence. In addition to their structural defences, plants use chemical defences such as poisonous chemicals and secondary metabolites that are carefully placed throughout their tissues. These chemical weapons, which are part of a complex chemical defence system genetically encoded in the plant, work to prevent or impede pathogen invasion (Al-Khayri et al., 2023).

The plant's inherent resistance strategy relies heavily on its pre-existing defence systems, which are essential to its capacity to both endure and repel pathogens. The evolutionary arms race between plants and pathogens, in which each adaptation by one side leads to a counter-

adaptation by the other, is reflected in this genetic inclination towards defence. The fact that these defence mechanisms are encoded in the genetic material of the plant emphasises the inherited character of resistance and the critical role that genetics plays in determining a plant's capacity to repel pathogenic threats.

The innate defence systems are essentially the preventative steps that plants have developed throughout time to preserve their integrity and viability in the face of ongoing pathogenic threats. Plants utilise complex methods to ensure their survival in the dynamic and competitive realm of plant-pathogen interactions, which are demonstrated by the complicated interplay between structural and chemical defences, which are arranged at the genetic level (Andersen et al., 2018). The possibility of using and boosting plant genetic resistance against diseases is becoming more and more evident as researchers dive deeper into the genetic foundations of these defences, providing exciting new directions for crop protection and sustainable agriculture.

Inducible Defence Responses

Plants recognise pathogens and initiate inducible defence responses in response, which are brought on by particular interactions between pathogen molecules and plant molecules. These precisely calibrated reactions frequently entail signal transduction pathways that trigger the activation of genes involved in defence. Pathogen-associated molecular patterns (PAMPs) and their corresponding plant pattern recognition receptors (PRRs) are important participants in these responses. This complex dance of chemical signals coordinates a quick and focused defensive reaction unique to the pathogen that is being encountered (Amarante-Mendes et al., 2018).

Molecular Insights into Plant Genetic Resistance

A sophisticated gene network that coordinates the plant's defence systems is the foundation of plant genetic resistance. The effort to improve plant resistance to diseases has centred on the identification of these molecular mechanisms.

Resistance (R) Genes

Resistance (R) genes, essential components that encode proteins with the amazing capacity to recognise certain pathogen effectors, are at the centre of plant genetic resistance. In the complex

dance of plant-pathogen interactions, these effectors—typically proteins released by pathogens to influence the host's defences—serve as molecular markers. In the continuous evolutionary arms race between plants and diseases, the plant's ability to recognise these signs through the activation of R genes is a tremendous accomplishment. This identification triggers a strong defence reaction, demonstrating the plant's natural capacity to launch a focused counterattack against encroaching diseases. R genes control complex molecular warfare that highlights the intricacy of the plant's defence mechanisms and sheds light on the complex tactics' plants use to secure their survival from the ever survival pathogens. (McDowell and Woffenden 2003)

NBS-LRR Proteins

One important actor in the field of plant genetic resistance is the family of proteins known as nucleotide-binding site leucine-rich repeats (NBS-LRRs), which is closely linked to Resistance (R) genes. When particular pathogen effectors are recognised, these proteins function as molecular switches, demonstrating the capacity to transition between inactive and active states. The cornerstone of the plant's defence responses is formed by a series of processes that are set in motion by the activation of NBS-LRR proteins.

The NBS-LRR proteins change to an active state upon effector recognition, initiating a sequence of signalling events inside the plant cell. The start of the hypersensitive response (HR), which is marked by quick and focused cell killing at the site of pathogen entry, is one prominent result (DeYoung and Innes, 2006). As a tactical defensive mechanism, the HR restricts the pathogen's growth and stops further infection. The NBS-LRR proteins are a prime example of the complex and precisely calibrated molecular machinery plants use in their genetic armoury to repel pathogenic enemies because of their dynamic functionality as molecular switches. The coordinated interaction of these proteins with pathogen effectors reveals the complexity of plant-pathogen relationships and provides information on the molecular details of plant defence systems.

Effector-Triggered Immunity (ETI) and Pattern-Triggered Immunity (PTI)

A strong and targeted defensive response known as Effector-Triggered Immunity (ETI) is triggered when R proteins identify effectors. On the other hand, PRRs recognise generic pathogen-associated molecular patterns (PAMPs) in Pattern-Triggered Immunity (PTI), which triggers a broad-spectrum defence response. Plant genetic resistance is facilitated by both ETI

and PTI, which provide many levels of defence against a wide range of diseases (Naved et al., 2020).

Defence Signalling and Plant Hormones

Plant hormones are essential for coordinating the defence reactions brought on by genetic resistance. In signalling pathways that control several facets of plant defence, salicylic acid (SA), jasmonic acid (JA), and ethylene (ET) are important participants (Bari and Jones, 2009). The intricacy of genetic resistance is further highlighted by the complex interplay among these hormones, which dictates the kind and extent of the plant's response to pathogen assault.

Applications of Plant Genetic Resistance

Understanding plant genetic resistance can help control diseases in a way that is environmentally benign and sustainable, which has significant consequences for agriculture. By using genetic resistance, resistant crop types can be developed, decreasing the need for chemical pesticides and the negative effects of disease management methods on the environment.

Breeding for Plant Disease Resistance

Using the genetic variation found among plant species, conventional plant breeding techniques identify and cultivate individuals that have increased resistance to particular infections. Plants with desired resistance qualities are crossed, the progeny with increased resistance is chosen, and the cycle is repeated over several generations. The breeding process has hastened due to the development of molecular tools like marker-assisted selection, which have made it possible to precisely identify and incorporate resistance genes (Miedaner, 2016).

Genetic Engineering for Enhanced Resistance

Recent developments in genetic engineering have created new opportunities to strengthen plant defences against infections. Genetic modification, sometimes referred to as transgenesis, is the act of deliberately introducing certain resistance genes into agricultural plants, which enables precise control over the genetic composition of the plant. By effectively conferring resistance against a broad spectrum of diseases, this technique offers a potent instrument for sustainable agriculture (Nalla et al., 2023).

Challenges and Considerations

Plant genetic resistance has a lot of potential, yet there are drawbacks and moral dilemmas. The necessity for diversified and long-lasting resistance tactics is highlighted by the possibility of the introduction of aggressive pathogen strains that can defeat plant resistance. The use of genetically resistant crops also has to take into account worries about unintended environmental consequences and possible effects on creatures that are not the intended target (Mundt, 2014).

Conclusion

Plant genetic resistance is a ray of light in the continuous story of the plant-pathogen arms race, providing a sustainable and environmentally beneficial method of managing illness. The complex molecular dance that occurs between pathogens and plants has influenced the evolution of defence systems that are genetically encoded in the plant. The production of crop varieties with increased resilience has been made possible by the clarification of these systems, offering a strong basis for agriculture worldwide.

Plant genetic resistance becomes a key component in the fight for food security as we work through the challenges of feeding a rising population in the face of developing viruses and increasing temperatures. It is possible to realise the potential of plant genetic resistance and bring about a sustainable and resilient agricultural age by means of persistent research, inventive thinking, and conscientious application. The secret to a future where crops can withstand the constantly changing threats posed by their microbial enemies is found in their genetic makeup.

References

- Al-Khayri, J. M., Rashmi, R., Toppo, V., Chole, P. B., Banadka, A., Sudheer, W. N., ... & Rezk, A. A. S. (2023). Plant Secondary Metabolites: The Weapons for Biotic Stress Management. *Metabolites*, 13(6), 716.
- Amarante-Mendes, G. P., Adjemian, S., Branco, L. M., Zanetti, L. C., Weinlich, R., & Bortoluci, K. R. (2018). Pattern recognition receptors and the host cell death molecular machinery. *Frontiers in immunology*, 9, 2379.

- Andersen, E. J., Ali, S., Byamukama, E., Yen, Y., & Nepal, M. P. (2018). Disease resistance mechanisms in plants. *Genes*, *9*(7), 339.
- Bari, R., & Jones, J. D. (2009). Role of plant hormones in plant defence responses. *Plant molecular biology*, *69*, 473-488.
- DeYoung, B. J., & Innes, R. W. (2006). Plant NBS-LRR proteins in pathogen sensing and host defense. *Nature immunology*, *7*(12), 1243-1249.
- Dong, O. X., & Ronald, P. C. (2019). Genetic engineering for disease resistance in plants: recent progress and future perspectives. *Plant physiology*, *180*(1), 26-38.
- McDowell, J. M., & Woffenden, B. J. (2003). Plant disease resistance genes: recent insights and potential applications. *TRENDS in Biotechnology*, *21*(4), 178-183.
- Miedaner, T. (2016). Breeding strategies for improving plant resistance to diseases. *Advances in plant breeding strategies: Agronomic, abiotic and biotic stress traits*, 561-599.
- Mundt, C. C. (2014). Durable resistance: a key to sustainable management of pathogens and pests. *Infection, Genetics and Evolution*, *27*, 446-455.
- Nalla, M. K., Schafleitner, R., Pappu, H. R., & Barchenger, D. W. (2023). Current status, breeding strategies and future prospects for managing chilli leaf curl virus disease and associated begomoviruses in Chilli (*Capsicum* spp.). *Frontiers in Plant Science*, *14*.
- Naveed, Z. A., Wei, X., Chen, J., Mubeen, H., & Ali, G. S. (2020). The PTI to ETI continuum in Phytophthora-plant interactions. *Frontiers in plant science*, *11*, 593905.
- War, A. R., Paulraj, M. G., Ahmad, T., Buhroo, A. A., Hussain, B., Ignacimuthu, S., & Sharma, H. C. (2012). Mechanisms of plant defence against insect herbivores. *Plant signaling & behavior*, *7*(10), 1306-1320.

CHAPTER 7

Biotechnological Strategies to Ameliorate the Secondary Metabolites in Medicinal Plants

Suprabuddha Kundu

Assistant Professor, School of Agriculture, Swami Vivekananda University, Barrackpore, 700121, West Bengal, India

Abstract

The demand for secondary metabolites from medicinal plants for their therapeutic properties, has encouraged research into innovative biotechnological strategies. Plant tissue culture techniques provide a controlled environment for the cultivation of plant cells, tissues, or organs *in vitro*. This controlled setting allows for the manipulation of various factors influencing secondary metabolite production, including hormonal balance and nutrient availability. By mimicking the plant's natural environment, tissue culture enables the generation of consistent and high-quality secondary metabolites throughout the year, irrespective of external seasonal variations. Genetic engineering intervenes at the molecular level, facilitating the modification of plant genomes to enhance the expression of genes associated with secondary metabolite biosynthesis. The overexpression of key biosynthetic genes or the introduction of foreign genes can significantly boost the production of specific bioactive compounds. Metabolic engineering extends beyond genetic modifications, focusing on optimizing the overall metabolic pathways within plant cells. This approach involves manipulating enzyme activities and substrate fluxes to redirect metabolic resources toward the synthesis of desired secondary metabolites. These approaches collectively offer a sustainable and scalable means to meet the growing demand for natural compounds in pharmaceutical and healthcare applications.

Keywords: Amelioration, Biotechnology; medicinal plant, secondary metabolite

Introduction

The use of medicinal plants as a source of therapeutic compounds has deep historical roots, dating back centuries across various cultures. These plants have provided humanity with a rich

repertoire of bioactive compounds, many of which possess significant medicinal properties. The therapeutic potential of these plants lies in their secondary metabolites—organic compounds that are not directly involved in the essential functions of growth and development but serve vital roles in the plant's survival, particularly in response to environmental stress and in defence mechanisms against various threats. Secondary metabolites are diverse in structure and function, ranging from alkaloids and flavonoids to terpenoids and phenolic compounds. These bioactive molecules often exhibit pharmacological activities, making them valuable for the development of pharmaceuticals and other therapeutic applications. They are the result of intricate biochemical pathways within the plant, synthesized to protect the plant from herbivores, pathogens, and environmental challenges (Gandhi et al., 2015).

In recent times, the demand for novel and effective drugs has grown exponentially, driven by the need for alternative and sustainable sources of pharmaceutical compounds. This demand, coupled with the recognition of the ecological importance of medicinal plants, has spurred the development and application of biotechnological approaches to enhance the production of secondary metabolites. In the pursuit of advancing medicinal plant biotechnology, a suite of powerful strategies is employed. Plant tissue culture, a foundational technique, allows researchers to manipulate plant cells and tissues in a controlled environment, optimizing nutrient composition, hormonal balance, and environmental conditions to enhance the synthesis of secondary metabolites. Genetic engineering complements this by precisely manipulating plant genomes to modulate the biosynthetic pathways of targeted compounds. Metabolic engineering further refines this process by optimizing entire metabolic pathways. Elicitation, inspired by natural defence mechanisms, induces secondary metabolite production by exposing plants to external stimuli. These biotechnological strategies offer a comprehensive and multifaceted approach to elevate the production of bioactive compounds in medicinal plants, contributing to sustainable advancements in healthcare and pharmaceutical industries. The demand for medicinal plants as rich sources of therapeutic secondary metabolites has spurred the exploration of advanced biotechnological strategies to enhance their production. This abstract centres on three key approaches: plant tissue culture, genetic engineering, and metabolic engineering, each playing a pivotal role in optimizing secondary metabolite yields.

Plant Tissue Culture

Plant tissue culture has proven to be a powerful and versatile tool in increasing the production of secondary metabolites in medicinal plants. By providing a controlled environment for the growth and development of plant cells, tissues, or organs, tissue culture techniques allow researchers to manipulate various factors that influence the biosynthesis of secondary metabolites (Guerriero et al., 2018).

Selection of High-Producing Genotypes: In plant tissue culture, researchers have the ability to select and propagate plant material from high-producing genotypes – plants that naturally produce higher levels of desired secondary metabolites. By using explants (small pieces of plant tissue) from these high-yielding plants, tissue culture serves as a means to maintain and multiply the advantageous traits across multiple generations.

Somatic Embryogenesis and Callus Culture: Somatic embryogenesis is a process in which somatic cells (non-reproductive cells) are induced to undergo embryonic development, leading to the formation of somatic embryos. Callus culture, another aspect of tissue culture, involves the unorganized growth of cells on a solid medium. Both somatic embryogenesis and callus culture can be manipulated to enhance secondary metabolite production. The choice of explant and the composition of the culture medium can influence the type and quantity of metabolites synthesized.

Optimization of Culture Conditions: Researchers can fine-tune various culture conditions to maximize the production of secondary metabolites. This includes adjusting the nutrient composition of the medium, optimizing the concentrations of essential minerals and growth regulators, and controlling factors such as pH and temperature. Each plant species and even specific metabolites may require unique culture conditions for optimal production.

Precursor Feeding and Metabolic Engineering: Tissue culture allows for the precise manipulation of precursor compounds in the growth medium. Precursors are the building blocks for the biosynthesis of secondary metabolites. By supplementing the medium with specific precursors, researchers can enhance the production of targeted compounds. Additionally, metabolic engineering techniques can be employed to manipulate the expression of key enzymes in the biosynthetic pathways, directing the plant's metabolic flux towards the desired secondary metabolites.

Elicitation Strategies: Elicitation involves the introduction of external stimuli to induce the synthesis of secondary metabolites as part of the plant's defense response. In tissue culture, various elicitors such as hormones, fungal extracts, or microbial components can be added to the medium to trigger the production of specific compounds. Elicitation strategies can enhance the secondary metabolite yield by mimicking environmental stress conditions that stimulate the plant's natural defense mechanisms (Punetha et al., 2022).

Scale-Up for Commercial Production: Tissue culture can be scaled up for commercial production of secondary metabolites. Once optimal conditions are identified at the laboratory scale, the process can be transferred to larger bioreactors for mass production. This controlled and reproducible approach ensures consistent yields of high-quality secondary metabolites for pharmaceutical or industrial applications.

Regeneration of Transgenic Plants: Genetic engineering plays a significant role in enhancing secondary metabolite production. Genes associated with specific biosynthetic pathways can be introduced or manipulated to increase the expression of enzymes involved in metabolite synthesis. Tissue culture facilitates the regeneration of transgenic plants with enhanced secondary metabolite production.

Genetic Engineering

Genetic engineering is a powerful biotechnological approach that involves the manipulation of an organism's genetic material to introduce, modify, or enhance specific traits. In the context of medicinal plants, genetic engineering plays a crucial role in increasing the production of secondary metabolites with therapeutic properties. This approach allows scientists to precisely target and manipulate the genes responsible for the biosynthesis of desired compounds, leading to the development of plants with improved medicinal properties (Hussain et al., 2012).

Identification of Biosynthetic Pathways: Before implementing genetic engineering strategies, it is essential to understand the biosynthetic pathways of the target secondary metabolites. Scientists identify the key enzymes and genes involved in the synthesis of the desired compounds. This knowledge forms the basis for targeted genetic modifications.

Gene Overexpression: One common genetic engineering strategy is the overexpression of genes involved in the biosynthesis of specific secondary metabolites. By introducing additional

copies of these genes into the plant genome, researchers can enhance the expression of enzymes responsible for the production of medicinal compounds. This overexpression can lead to increased flux through the biosynthetic pathway, resulting in higher yields of the targeted secondary metabolites.

Introduction of Regulatory Genes: Regulatory genes play a crucial role in controlling the expression of genes within a metabolic pathway. Genetic engineering involves the introduction of regulatory genes that positively influence the production of secondary metabolites. For example, transcription factors that activate the expression of biosynthetic genes can be introduced to stimulate the synthesis of specific compounds.

CRISPR-Cas9 Technology: The revolutionary CRISPR-Cas9 technology allows for precise and targeted modifications of the plant genome. This tool facilitates the editing of specific genes associated with secondary metabolite production. Researchers can use CRISPR-Cas9 to knockout genes that inhibit the biosynthesis of desired compounds or to introduce specific mutations that enhance enzyme activity within the pathway.

Multi-Gene Stacking: To achieve a synergistic effect, multiple genes related to secondary metabolite production can be stacked or combined in a single plant. This multi-gene stacking strategy aims to maximize the production of targeted compounds by influencing multiple steps in the biosynthetic pathway simultaneously.

Metabolic Engineering

Metabolic engineering is a powerful biotechnological approach that involves the targeted modification of metabolic pathways within an organism to enhance the production of desired compounds. In the context of medicinal plants, metabolic engineering is employed to increase the biosynthesis of secondary metabolites with therapeutic properties. This strategy allows for the manipulation of plant metabolism at the genetic and biochemical levels, leading to improved yields of specific bioactive compounds (Thakur et al., 2019).

Identification of Target Pathways and Genes: The first step in metabolic engineering is the identification of the metabolic pathways and specific genes associated with the biosynthesis of the targeted secondary metabolite. This requires a comprehensive understanding of the plant's

biochemical pathways and the regulatory mechanisms controlling the production of secondary metabolites.

Gene Overexpression: Once the target genes are identified, metabolic engineering involves the overexpression of these genes. This can be achieved by introducing extra copies of the genes into the plant genome or by utilizing strong promoters to drive increased expression. The overexpression of key enzymes involved in the biosynthetic pathway can lead to a higher flux of substrates through the pathway, resulting in elevated production of the desired secondary metabolite.

Downregulation of Competing Pathways: To further enhance the production of secondary metabolites, metabolic engineering may involve the downregulation or inhibition of competing pathways that divert precursors away from the desired biosynthetic pathway. This ensures that more resources are directed towards the synthesis of the targeted compound (Verpoorte et al., 2002).

Introduction of Exogenous Genes: In some cases, the introduction of genes from other organisms (heterologous genes) can be beneficial for increasing secondary metabolite production. These genes may encode enzymes that are not naturally present in the plant but are essential for the biosynthesis of the desired compound. Genetic engineering tools, such as CRISPR-Cas9, facilitate the precise introduction of exogenous genes into the plant genome.

Optimization of Enzyme Activities: Metabolic engineering involves fine-tuning the activities of enzymes within the biosynthetic pathway. This can be achieved by modifying the properties of enzymes through protein engineering or by selecting enzyme variants with enhanced catalytic efficiency. Optimization of enzyme activities ensures that the metabolic flux is efficiently directed towards the synthesis of the target secondary metabolite.

Pathway Engineering and Synthetic Biology: Pathway engineering involves the redesign and reconstruction of metabolic pathways to improve the efficiency of secondary metabolite production. Synthetic biology tools allow researchers to design and construct custom metabolic pathways by assembling modular genetic elements. This approach facilitates the construction of synthetic pathways tailored for enhanced secondary metabolite biosynthesis.

Feedback Regulation

Metabolic engineering also considers feedback regulation mechanisms within the plant. Some secondary metabolite pathways are subject to feedback inhibition, where the end product of the pathway regulates its own synthesis. By modifying or bypassing feedback inhibition, metabolic engineers can overcome limitations on metabolite production imposed by natural regulatory mechanisms (Yue et al., 2016).

Conclusion

Biotechnological strategies offer promising avenues for increasing the production of secondary metabolites in medicinal plants, addressing the growing demand for natural compounds with pharmaceutical potential. The integration of plant tissue culture, genetic engineering, metabolic engineering, elicitation, endophyte-mediated biotechnology, and nano-biotechnology allows for a holistic and synergistic approach to enhance the biosynthesis of valuable secondary metabolites. As research in this field progresses, the development of sustainable and scalable biotechnological solutions will contribute to the production of high-quality medicinal compounds, promoting advancements in healthcare and pharmaceutical industries.

Reference

- Gandhi, S. G., Mahajan, V., & Bedi, Y. S. (2015). Changing trends in biotechnology of secondary metabolism in medicinal and aromatic plants. *Planta*, *241*, 303-317.
- Guerriero, G., Berni, R., Muñoz-Sanchez, J. A., Apone, F., Abdel-Salam, E. M., Qahtan, A. A., Alatar, A.A., Cantini, C., Cai, G., Hausman, J.F., Siddiqui, K.S., & Faisal, M. (2018). Production of plant secondary metabolites: Examples, tips and suggestions for biotechnologists. *Genes*, *9*(6), 309.
- Hussain, M. S., Fareed, S., Ansari, S., Rahman, M. A., Ahmad, I. Z., & Saeed, M. (2012). Current approaches toward production of secondary plant metabolites. *Journal of pharmacy & bioallied sciences*, *4*(1), 10.
- Punetha, A., Kumar, D., Suryavanshi, P., Padalia, R. C., & Venkatesha, K. T. (2022). Environmental abiotic stress and secondary metabolites production in medicinal plants: a review. *Journal of Agricultural Sciences*, *28*(3), 351-362.

- Thakur, M., Bhattacharya, S., Khosla, P. K., & Puri, S. (2019). Improving production of plant secondary metabolites through biotic and abiotic elicitation. *Journal of Applied Research on Medicinal and Aromatic Plants*, *12*, 1-12.
- Verpoorte, R., Contin, A., & Memelink, J. (2002). Biotechnology for the production of plant secondary metabolites. *Phytochemistry reviews*, *1*, 13-25.
- Yue, W., Ming, Q. L., Lin, B., Rahman, K., Zheng, C. J., Han, T., & Qin, L. P. (2016). Medicinal plant cell suspension cultures: pharmaceutical applications and high-yielding strategies for the desired secondary metabolites. *Critical reviews in biotechnology*, *36*(2), 215-232.

CHAPTER 8

Transcriptomics: Illuminating the Genetic Symphony of Plant Breeding and Biotechnology Advancements

Avishek Chatterjee

Assistant Professor, School of Agriculture, Swami Vivekananda University, Barrackpore, 700121, West Bengal, India

Abstract

Plant breeding, an essential facet of agricultural progress, endeavours to enhance crops through intricate processes of genetic variation, selection, and the evaluation of inbred lines, populations, or hybrids. The convergence of conventional techniques with cutting-edge biotechnology, particularly the game-changing field of transcriptomics, has accelerated genetic advancements in unprecedented ways. Transcriptomics, focusing on the study of RNA molecules within plant cells, emerges as a crucial actor, providing a roadmap for comprehending the genetic foundations of traits vital for crop success. By illuminating dynamic gene expressions under varied circumstances, transcriptomics facilitates the development of unique cultivars with desired characteristics. The shift from traditional gene-centric approaches to DNA-derived technologies, specifically marker-assisted breeding (MAB), over the last two decades has significantly improved crop improvement efficiency. Marker-assisted breeding, utilizing DNA markers to expedite and refine the breeding process, has opened avenues for in-depth omics research, uncovering the roles of genes. The integration of transcriptomics with other omics fields, including proteomics and metabolomics, within systems biology allows for comprehensive modeling of biological systems, identifying crucial regulatory networks and predicting the impacts of altered gene expression on plant phenotypes. The article meticulously explores various tools and techniques in transcriptomics, such as Serial Analysis of Gene Expression (SAGE), microarray technology, RNA sequencing (RNA-seq), reverse transcription polymerase chain reaction (RT-PCR), ribosome profiling, nanostring technology, and isoform sequencing, elucidating their roles in unraveling the complexities of the plant transcriptome. The applications of transcriptomics in plant biology research extend to understanding growth, development, responses to environmental stimuli, and decoding regulatory systems controlling plant physiology. Case studies underscore the efficacy of

transcriptome analysis in enhancing crop adaptability, stress tolerance, and selective breeding strategies. In conclusion, the article presents a comprehensive overview of transcriptomics, positioning it as a pivotal force at the crossroads of tradition and innovation, poised to reshape the landscape of agriculture by guiding the development of resilient, high-yielding crops for global food security and sustainability.

Keywords: Transcriptomics; SAGE; Marker assisted breeding; RT-PCR

Introduction

The goal of plant breeding, the cornerstone of agricultural advancement, is to improve crops for the benefit of humankind. This field, which has its roots in science, is based on the complex processes of genetic variation, selection, and the assessment of inbred lines, populations, or hybrids. The pace of genetic advancements in plant breeding has been greatly accelerated by the combination of conventional techniques and state-of-the-art biotechnology. Transcriptomics is a game-changing field that sheds insight on the intricate genetics influencing plant properties in this era of scientific progress. Plant breeding techniques can now be improved with previously unattainable technologies thanks to biotechnology breakthroughs. A more sophisticated method of introducing genetic variety is provided by crossing schemes, which are now directed by the distinct DNA fingerprints of parent plants. Simultaneously, the incorporation of DNA markers improves the consistency of selection procedures, supplementing conventional field testing. This fusion of conventional knowledge and cutting-edge accuracy guarantees a more focused and efficient approach to agricultural development. Plant breeding is now dominated by DNA-derived technologies, having moved away from a field that relied heavily on genes (Mendelian approach) or information gleaned from relatives (biometric approach). Over the last twenty years, a ground-breaking technique called marker-assisted breeding (MAB) has gained popularity. It uses DNA markers to speed up and improve the breeding process. This change has improved crop improvement efficiency while also opening the door for more in-depth omics research to uncover the roles of genes. Understanding the intricate world of genes has gotten much easier because to the comprehensive study of biological molecules known as omics. Transcriptomics, which focuses on the study of RNA molecules within plant cells, becomes a significant actor in this setting. This method offers a road map for comprehending the genetic foundations of features essential for crop success by illuminating the dynamic gene expressions under varied circumstances. The result of these

developments is molecular breeding, which uses new methods and resources to control genetic variation and produce unique cultivars. DNA sequencing, a potent technique that reveals the complex relationships between alleles impacting phenotypes, is essential to this research. The capacity to sequence DNA contributes to the diversity of crops that can be assembled, strengthening the genetic toolbox that breeders possess. Transcriptomics appears to be a game-changer in plant biotechnology and crop research as we stand at the crossroads of tradition and innovation. In addition to quickening genetic progress, it offers insight into the underlying genetic symphony and points the way towards a future when crops will be more resilient, adaptive, and high-yielding. This introduction lays the groundwork for investigating the significant role that transcriptomics plays in revealing the genetic mosaic that determines plant breeding success in the contemporary period. We have covered the various transcriptomics approaches in agricultural research in great detail in this review.

Transcriptome

According to Thompson et al., (2016), the transcriptome is the entire set of coding and non-coding RNAs that were transcribed at particular physiological conditions or during particular developmental stages. In essence, it is a molecular snapshot of a cell, tissue, or organism's current state of function, encapsulating the dynamic repertory of genetic information that it expresses.

Transcriptomics

According to Morozova et al., 2009, transcriptomics is the complex study of the transcriptome. This includes all transcripts produced by a particular biological entity, including messenger RNAs (mRNAs) and non-coding RNAs (ncRNAs). Transcriptomics' main goals are the thorough characterization of short RNAs, ncRNAs, and mRNAs. Additionally, it seeks to decipher information about start locations, 5' and 3' ends, splicing patterns, and post-transcriptional alterations in order to determine the transcriptional structure of genes. Furthermore, transcriptomics measures the dynamic variations in each transcript's expression levels throughout time and in a range of environmental circumstances.

Multiple transcriptomes may exist inside an organism, with variations due to different developmental periods, separate tissues or organs, and environmental inputs. With its invaluable insights across biological domains from genetics and biochemistry to ecology and

evolution, transcriptomics has emerged as a cornerstone methodology. Bioinformatics disciplines have benefited greatly from the careful examination of transcripts for differential expression, which has led to the discovery of many genes, alleles, and alternative splices in a wide range of organisms (VanGuilder et al., 2008). This area of study is still very effective at illuminating the intricate workings of genetic control and giving us a better knowledge of the intricate biological orchestra that the transcriptome encodes.

The Significance of Transcriptomics in Plant-Based Research

A key tool in the study of plants, transcriptomics is transforming the understanding of the complex genetic symphony that controls many facets of plant life. Transcriptome analysis provides a window into the molecular details that characterize plant biology by revealing the regulatory networks coordinating plant growth, development, and reactions to external stimuli. These systems function at the RNA level. The identification of genes is one of the main uses of transcriptomics. Through transcriptome research, novel genes implicated in particular biological processes are identified, providing essential information for understanding the genetic basis of plant characteristics. This acquired knowledge forms the basis for creating unique crop types that are suited with desired characteristics, leading to improvements in agricultural methods. Transcriptomics also enables another important aspect: gene expression profiling. Researchers can use this technique to look at gene expression patterns in different organs, developmental stages, and environmental settings. Transcriptomics offers a detailed understanding of plant biology by identifying genes that are expressed in certain tissues, conditions, or biological processes, allowing researchers to better grasp the complexities of plant development. Furthermore, transcriptome data is an invaluable tool for annotating gene function, especially for genes with unknown roles. Our understanding of the plant genome can be expanded by researchers by discovering similar genes in other organisms with known functions by comparing transcriptome data to existing databases. Transcriptomic data works in conjunction with other omics fields, including proteomics and metabolomics, within the field of systems biology. With the help of this integration, full models of biological systems can be created, making it possible to identify important regulatory networks and forecast the possible impacts of alterations in gene expression on plant phenotypes.

Transcriptomics is crucial to plant biotechnology, particularly to the development of genetically modified crops. It guarantees the safety of modified crops for use in the environment and for

human consumption by acting as a tool to assess the impact of gene editing or insertion on gene expression patterns. Transcriptomics is essentially a key component of plant-based research, offering priceless insights that influence the direction of biotechnology and agriculture.

Tools and techniques in Transcriptomics

Serial Analysis of Gene Expression (SAGE): Decoding the Transcriptome: The novel sequencing-based method known as Serial Analysis of Gene Expression (SAGE) has completely changed the way we can estimate the abundance of several transcripts at once. The underlying tenet of SAGE is the conviction that a short DNA sequence, or tag, taken from a recognised location (9–11 bp) in a transcript contains enough information to identify that particular transcript only. This novel method counts these tags to determine transcript abundance. SAGE essentially entails converting a population of mRNA transcripts into a library of clones that are all labelled with short sequence tags that are concatenated. Transcript identification is aided by comparisons with reference sequences in databases and the counts of the tags, which indicate the relative abundance of the corresponding transcripts. These clones are then sequenced using traditional Sanger sequencing. Compared to other techniques such as microarrays and EST sequencing, SAGE has clear advantages. Data throughput and cost-effectiveness are improved when numerous tags from different transcripts are included in a single plasmid vector rather than using a single clone to represent one transcript. SAGE surpasses the constraints of microarray technology, which depends on known sequences, in finding novel transcripts and low-expression transcripts. Interestingly, SAGE directly counts tags to offer an accurate measure of transcript abundance, making cross-sample comparisons simple. There are obstacles, too, like the difficulty of accurately annotating tags when there are short tags that match several genes with the same coding sequence. Moreover, thorough EST or genome databases are necessary for accurate annotation. Notwithstanding these difficulties, SAGE continues to be a powerful instrument for identifying differences in gene expression across a range of datasets, demonstrating its critical role in expanding our comprehension of the complex transcriptome landscape. Details steps of SAGE analysis is given in Fig No 1.

Microarray technology

Microarrays are a high-throughput method that is essential to agricultural research since they allow thousands of genes to have their expression levels measured simultaneously. DNA probes are immobilised on a solid surface as part of the approach so that they can hybridise with

Microarrays are excellent at analysing numerous transcripts at once, however they are limited by the need for characterised genes. Furthermore, the technology determines transcript abundance indirectly by using hybridization signals in place of direct transcript measurements. Despite these drawbacks, microarray technology is nevertheless a potent tool in agricultural research, providing a thorough picture of gene expression patterns and advancing our knowledge of plant molecular mechanisms (Govindarajan et al., 2012; Gao et al., 2004; Galbraith, 2006; Rensink & Buell, 2005).

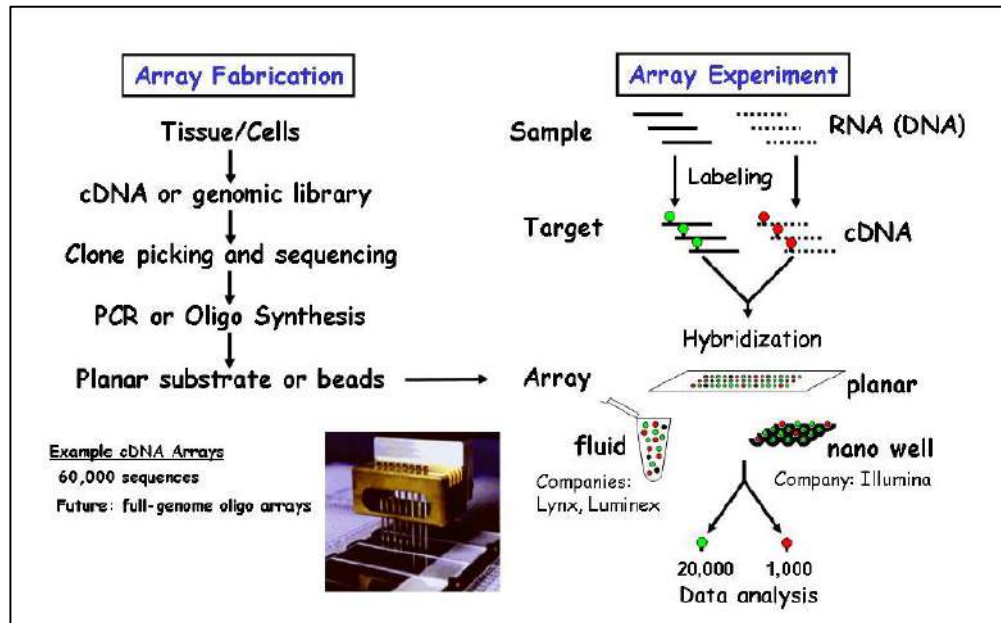


Fig 2. Detail steps of microarray technology

RNA Sequencing

RNA sequencing, or RNA-seq, is revolutionising the study of transcriptome dynamics and gene expression in plant-based and agricultural research. According to Ozsolak and Milos (2011), this sequencing-based method combines read mapping, cDNA synthesis, and cDNA fragment sequencing to provide a more precise assessment of gene expression levels and the identification of novel transcripts. Direct transcript sequencing, which presents a dynamic and accurate approximation of absolute expression levels, is made possible by high-throughput cDNA sequencing, a defining feature of RNA-seq and a major improvement over microarrays. The capacity of RNA-seq to identify gene isoforms that frequently escape detection with microarrays is a key benefit. This ability expands our knowledge of the richness and diversity of the transcriptome and offers a thorough comprehension of genetic expression in plants.

The number of reads mapped to a particular gene or genomic region is often used to quantify the relative abundance of gene expression. It is routine practice to map reads to a reference genome, and methods are available to identify isoforms from transcripts either with or without the reference genome through de novo assembly (Ozsolak and Milos, 2011; Zhao et al., 2011). Because of this adaptability, scientists can investigate the transcriptome dynamics of different plant species without being restricted by an established genetic reference. Discovering gene isoforms that frequently escape detection with microarrays is a crucial benefit of RNA-seq. This capability offers a thorough understanding of genetic expression in plants by extending our knowledge of the complexity and diversity of the transcriptome. A common way to quantify the relative abundance of gene expression is to look at how many reads are mapped to a certain gene or genomic region. Large lists of differentially expressed genes are produced by high-throughput transcriptome investigations, such as EST libraries, microarrays, and RNA-seq, as noted by Garber et al. (2011). Bioinformatics techniques like Gene Set Enrichment Analysis (GSEA) and functional categorization based on Gene Ontology (GO) help to overcome the difficulty of interpreting this abundance of data and offer important insights into the biological significance of differentially expressed genes (Subramanian et al., 2005). Verification of expression patterns is the last phase. When compared to more extensive profiling techniques like RNA-seq and microarrays, real-time PCR stands out as the technique of choice because of its dependability, sensitivity, and focus. These references present a thorough methodology that highlights RNA-seq as a vital tool for deciphering the complexities of gene expression in plant- and agricultural-based research.

RT-PCR

In agricultural research, reverse transcription polymerase chain reaction, or RT-PCR, has become a key method for deciphering the complex pattern of gene expression in plants. This method, which is a variation on conventional PCR, is used to count and amplify RNA molecules and offers essential information about the expression of genes related to agriculture. The importance of RT-PCR rests in its capacity to transform RNA into complementary DNA (cDNA), which makes it possible to examine patterns of gene expression. When it comes to agriculture, where nutritional value, stress tolerance, and crop production are critical, RT-PCR helps scientists better understand how genes react to environmental cues, developmental phases, and different types of stress. RT-PCR is used to examine genes that are significant to agriculture, such as those that are involved in stress response mechanisms and nutrient uptake

and metabolism. By measuring the amounts of a particular gene's expression in various environments, scientists can get insight into the molecular processes that control plant growth and adaptation.

Because of its versatility, RT-PCR can be used to investigate gene expression in a variety of tissues, developmental stages, and environmental settings. RT-PCR functions as a molecular microscope, providing a thorough view of genetic activity, which is useful for understanding the nuances of a plant's response to drought, pests, or optimising nutrient utilisation. Furthermore, RT-PCR ensures the correctness of gene expression profiles by facilitating the validation of high-throughput data collected from methods such as RNA sequencing. Confirming the significance of identified genes and their functions in forming traits that are useful for agriculture requires this validation stage. To sum up, RT-PCR is an essential tool for agricultural researchers and plant scientists alike. Its capacity to interpret the genetic code lays the groundwork for focused treatments and helps create crops that are nutrient-dense, resilient, and able to flourish in a variety of agricultural environments (Nejat et al., 2018).

Ribosome Profiling

Ribosome profiling has become a potent molecular tool that offers a thorough view of translating ribosomes on mRNAs, hence enhancing our comprehension of gene expression. This technique, which has its roots in the traditional ribosome foot printing method, uses nuclease treatment of *in vitro* translated mRNAs to target and remove specific sections that are not shielded by ribosomes, leaving behind recognizable footprints that are around thirty nucleotides long. Recent developments in sequencing technology have opened up previously uncharted territory for ribosome profiling in terms of depth and precision. Through the mapping and quantification of *in vivo* ribosome footprints, the approach enables researchers to quantify new protein synthesis and annotate coding areas globally. Ribosome profiling is a powerful technique for examining the translational efficiency of mRNAs and understanding the dynamic relationship between transcription and translation in plants and other organisms. To perform ribosome profiling, a physiological sample must be obtained, translation inhibition must be applied to see ribosomes in motion, nuclease digestion must produce ribosome-protected fragments, and finally ribosome footprints must be isolated. The fragments are mapped to the reference genome after being converted to a strand-specific library and deep sequenced, which allows for a more complex understanding of translational dynamics.

Ribosome profiling differs from normal mRNA sequencing (mRNA-seq) in that it can accurately map the location of translating ribosomes, providing a high-resolution map of coding areas. Over translated open reading frames (ORFs), the footprints display a unique organisation that demonstrates codon periodicity and coverage over much of the ORF. Ribosome profiling has proven to be flexible, adaptive, and very instructive in the field of plant biology. It enables the investigation of translation in diverse tissues, developmental phases, and environmental settings by researchers. Through the application of this technique, the translational subtleties of agriculturally significant genes have been interpreted, offering crucial insights into the regulation of essential processes ranging from nutrient utilisation to stress response mechanisms. To sum up, ribosome profiling provides a sophisticated and dynamic viewpoint on translational activities, making it a valuable tool in the investigation of plant gene expression. Because of its flexibility to a wide range of animals, including plants, it can be a useful tool for understanding the complex language of gene regulation (Kage et al., 2020).

Overview of Ribosome Profiling

A nonspecific nuclease (usually RNase I or micrococcal nuclease) is used to isolate ribosome-bound mRNAs based on their size. This process produces protected mRNA fragments known as "footprints." For deep sequencing, these ribosome footprints are separated and assembled into a library. Ribosome footprints are commonly used to identify genomic coding areas globally and experimentally, as they typically display exact location of a gene's start and stop codons. Ribosome footprints are arranged in a standardised manner in translated open reading frames (ORFs). There is evidence of codon periodicity in the ribosome footprint density over ORFs, which starts dramatically at the start codon and ends sharply at the stop codon. The majority of the ORF usually exhibits ribosome footprint coverage in true translated areas, which are not usually found in the regions preceding and following the putative start and stop codons like untranslated region, or UTR.

Nanostring Technology

When it comes to investigating gene expression in plants, nanostring technology is a highly advantageous technique in transcriptomics research. Nanostring measures transcript-level gene expression using a direct hybridization and digital detection method. By using color-coded probes that attach to target RNA molecules directly, it is possible to quantify particular transcripts without the requirement for amplification. Because nanostring technology

minimises off-target effects by relying on probe hybridization to target sequences, it offers great specificity. Sensitivity is increased by the digital detection method, which makes it possible to precisely quantify transcripts with low abundance. Plant research have effectively used nanostring to decipher patterns of gene expression in response to environmental signals, stress conditions, and developmental processes. It facilitates comprehension of the chemical processes that underlie plant reactions to diverse stimuli (Othman et al., 2018).

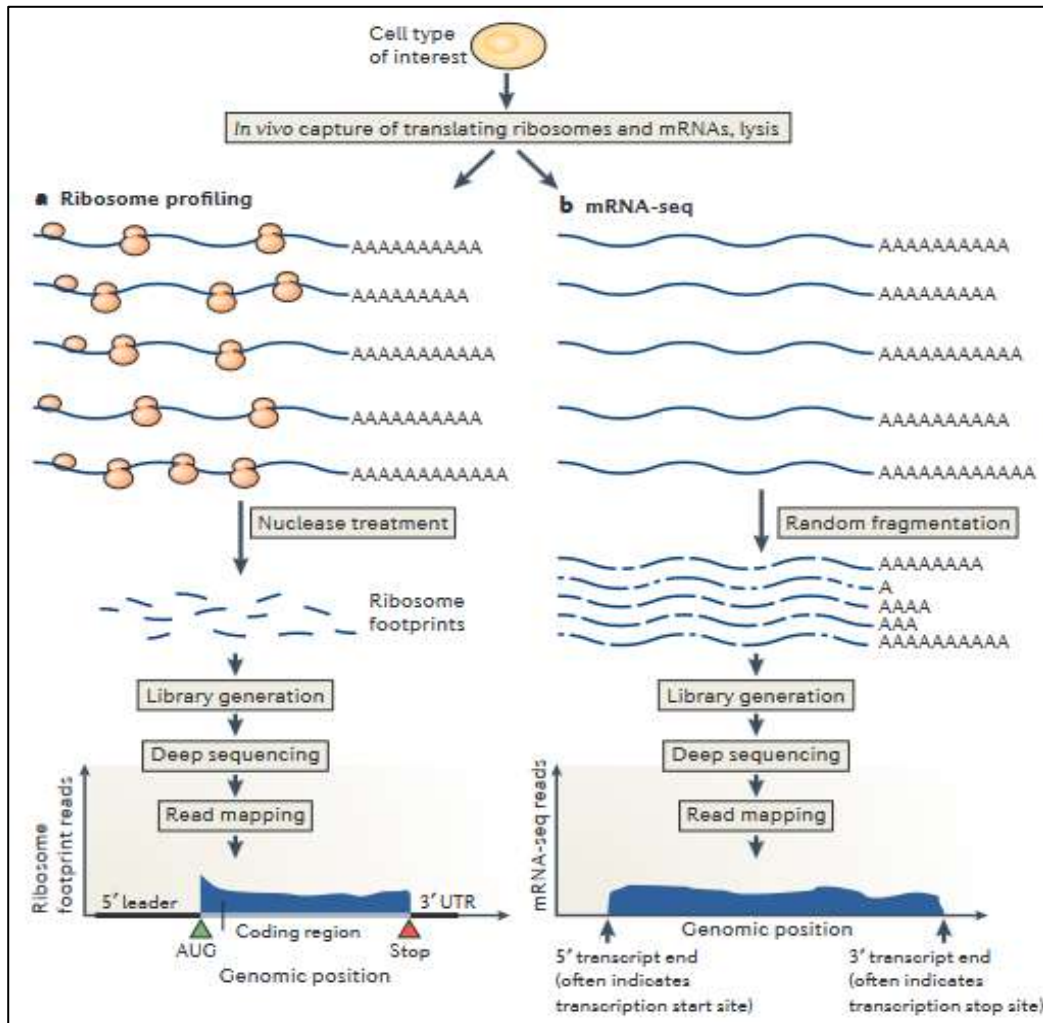


Fig 3. Steps of Ribosome Profiling (Brar et al., 2015)

Isoform sequencing

RNA sequencing, or RNA-seq, has emerged as the technique of choice for most researchers carrying out gene expression profiling. Nevertheless, short reads are unable to precisely piece together complicated transcripts, making it challenging to acquire a comprehensive image of the transcriptome. Long-read sequencing technique is the foundation of Pacific Biosciences' (PacBio) "Isoform Sequencing" (Iso-seq) method. It is possible to discover new isoforms with

exceptional precision using this approach thanks to its special long-read sequencing feature. The Iso-Seq application eliminates the necessity for transcriptome reconstruction using isoform-inference algorithms by producing full-length cDNA sequences from the 5' end of transcripts to the poly-A tail. Transcriptional start sites and alternatively spliced exons are accurately characterised by the Iso-Seq approach. Additionally, it provides details on polyadenylation sites for transcripts throughout the entire transcriptome or selected genes, encompassing all isoforms (An et al., 2018).

Applications of transcriptomics in plant biology research

Numerous applications of transcriptomics in plants are essential for comprehending their biology. It provides insight into the growth, development, and responses of plants to environmental stimuli by interpreting patterns of gene expression. Transcriptomics provides insights into regulatory systems controlling plant physiology by deciphering complex phenomena like hormone signalling. Researching how plants react to biotic and abiotic stressors helps create crops that are resilient. Moreover, transcriptomics reveals the molecular subtleties underpinning growth transitions by illuminating gene expression trends across several developmental stages. Deciphering carbon fixation and photosynthesis—two essential processes influencing plant metabolism—is made possible in large part by transcriptomics. Transcriptomics clarifies secondary metabolite formation routes in medicinal plants, offering a biological basis for using their potential therapeutic applications. All things considered, transcriptomics enables scientists to investigate the molecular mosaic of plants, leading to advances in agricultural practices, stress tolerance, and the use of therapeutic herbs.

Case studies on plant transcriptomics

Researchers looked at transcriptome alterations in response to individual and combined stimuli, such as treatments with flagellin, heat, cold, light, and salinity, using *Arabidopsis* ecotypes. Remarkably, single stress responses did not predict 61% of the transcriptome changes caused by multiple shocks. Notably, for only 5–10% of the responding transcripts did plants show a deliberate prioritisation between potentially hostile responses. This implies that plants have developed complex coping strategies to handle multiple stresses, underscoring the possibility of selective breeding to improve crop stress tolerance. Additionally, the study identified coexpression network modules unique to combination and single stress responses, offering

important new information for crop engineering and breeding plans in the future (Rasmussen et al., 2013).

Researchers looked at PsGAPDH (Pleurotus sajor-caju GAPDH) in transgenic rice plants as part of a study on the response to salt stress. Under salt stress, PsGAPDH-OX plants showed increased rates of germination and seedling growth. 1124 genes with differential expression were found using transcriptome analysis; functional enrichment indicated that these genes were involved in the metabolism of starch and sucrose. Notably, PsGAPDH-OX displayed notable variations in the trehalose-6-phosphate synthase (TPS) genes, which are essential in the abiotic stress response. The results point to PsGAPDH's critical function in improving rice's ability to adapt to salt stress (Lim et al., 2021)

According to a different study, ELONGATED HYPOCOTYL 5 (HY5) is essential for the ripening of tomato fruit. In tomato HY5 (SIHY5), loss of function leads to reduced ethylene production and pigment buildup. 2948 differentially expressed genes, including those involved in the manufacture of carotenoid and anthocyanin, have been identified using transcriptome profiling. It has been demonstrated that SIHY5 directly regulates genes in these pathways via chromatin immunoprecipitation. Unexpectedly, SIHY5 affects the ripening-related genes' translation efficiency as well, underscoring its complex function in regulating fruit ripening and nutritional quality (Wang et al., 2021)

SAGE are used to measure expression of genes in many cases. The purpose of one study was to investigate the patterns of gene expression in Arabidopsis leaves using Serial Analysis of Gene Expression (SAGE). Out of 21,280 SAGE tags, 12,049 unique tags were found, and 27.9% of these tags matched Arabidopsis cDNA. Genes related to energy, metabolism, and photosynthesis were expressed in normal leaves, while genes related to defence, protein synthesis, metabolism, and transport were differentially expressed in cold-stressed leaves, and down-regulated genes were mainly related to photosynthesis. These results contribute to our knowledge of the mechanisms by which plants tolerate freezing (Jung et al., 2003)

Conclusion

To sum up, transcriptomics has transformed plant biology and agriculture by providing important new understandings of the genetic symphony governing many aspects of plant life. Transcriptomics' combination with cutting-edge technologies such as ribosome and nanostring

profiling has revolutionised plant breeding and biotechnology. With the use of instruments like as RNA sequencing and microarrays, transcriptomics enables scientists to interpret the complex language of gene expression, opening the door to customised methods in crop production. Case studies show the possibilities for selective breeding tactics and emphasise the complexity of plant responses, such as the analysis of Arabidopsis ecotypes under numerous stresses. In plant biotechnology, transcriptomics stands out as a game-changer as we negotiate the nexus of tradition and innovation. Its uses go beyond the study of gene expression patterns; it directs the production of high-yielding, resilient, and adaptable crops. Transcriptomics is a key instrument in reshaping agriculture in the future by providing a guide for developing crops that meet global needs while maintaining sustainability and food security.

References

- An, D., Cao, H. X., Li, C., Humbeck, K., & Wang, W. (2018). Isoform sequencing and state-of-art applications for unravelling complexity of plant transcriptomes. *Genes*, 9(1), 43.
- Brar, G. A., & Weissman, J. S. (2015). Ribosome profiling reveals the what, when, where and how of protein synthesis. *Nature reviews Molecular cell biology*, 16(11), 651-664.
- Galbraith, D. W. (2006). DNA microarray analyses in higher plants. *OMICS: A Journal of Integrative Biology*, 10(4), 455-473.
- Gao, X., Gulari, E., & Zhou, X. (2004). In situ synthesis of oligonucleotide microarrays. *Biopolymers: Original Research on Biomolecules*, 73(5), 579-596.
- Garber, M., Grabherr, M. G., Guttman, M., & Trapnell, C. (2011). Computational methods for transcriptome annotation and quantification using RNA-seq. *Nature methods*, 8(6), 469-477.
- Govindarajan, R., Duraiyan, J., Kaliyappan, K., & Palanisamy, M. (2012). Microarray and its applications. *Journal of pharmacy & bioallied sciences*, 4(Suppl 2), S310.
- Jung, S. H., Lee, J. Y., & Lee, D. H. (2003). Use of SAGE technology to reveal changes in gene expression in Arabidopsis leaves undergoing cold stress. *Plant Molecular Biology*, 52, 553-567.
- Kage, U., Powell, J. J., Gardiner, D. M., & Kazan, K. (2020). Ribosome profiling in plants: what is not lost in translation?. *Journal of Experimental Botany*, 71(18), 5323-5332.

- Lim, H., Hwang, H., Kim, T., Kim, S., Chung, H., Lee, D.,... & Lee, G. (2021). Transcriptomic analysis of rice plants overexpressing PsGAPDH in response to salinity stress. *Genes*, 12(5) :641.
- Morozova, O., Hirst, M., & Marra, M. A. (2009). Applications of new sequencing technologies for transcriptome analysis. *Annual review of genomics and human genetics*, 10, 135-151.
- Nejat, N., Ramalingam, A., & Mantri, N. (2018). Advances in transcriptomics of plants. *Plant genetics and molecular biology*, 161-185.
- Othman, N. Q., Paravamsivam, P., Tan, J. S., Lee, Y. P., Kwan, Y., & Alwee, S. S. R. S. (2018). Validation of differential gene expression of transcriptome assembly via Nanostring® technologies analysis platform. *J. Oil Palm Res*, 30, 36-46.
- Ozsolak, F., & Milos, P. M. (2011). RNA sequencing: advances, challenges and opportunities. *Nature reviews genetics*, 12(2), 87-98.
- Rasmussen, S., Barah, P., Suarez-Rodriguez, M.C., Bressendorff, S., Friis, P., Costantino, P., Bones, A.M., Nielsen, H.B. & Mundy, J. (2013). Transcriptome responses to combinations of stresses in Arabidopsis. *Plant physiology*, 161(4), 1783-1794.
- Rensink, W. A., & Buell, C. R. (2005). Microarray expression profiling resources for plant genomics. *Trends in plant science*, 10(12), 603-609.
- Subramanian, A., Tamayo, P., Mootha, V.K., Mukherjee, S., Ebert, B.L., Gillette, M.A., Paulovich, A., Pomeroy, S.L., Golub, T.R., Lander, E.S. & Mesirov, J.P.. (2005). Gene set enrichment analysis: a knowledge-based approach for interpreting genome-wide expression profiles. *Proceedings of the National Academy of Sciences*, 102(43), 15545-15550.
- Thompson, S. D., Prahalad, S., & Colbert, R. A. (2016). Integrative genomics. In *Textbook of pediatric rheumatology* (pp. 43-53). WB Saunders.
- VanGuilder, H. D., Vrana, K. E., & Freeman, W. M. (2008). Twenty-five years of quantitative PCR for gene expression analysis. *Biotechniques*, 44(5), 619-626.
- Velculescu, V. E., Zhang, L., Vogelstein, B., & Kinzler, K. W. (1995). Serial analysis of gene expression. *Science*, 270(5235), 484-487.

Wang, W., Wang, P., Li, X., Wang, Y., Tian, S., & Qin, G. (2021). The transcription factor SlHY5 regulates the ripening of tomato fruit at both the transcriptional and translational levels. *Horticulture Research*, 8.

Zhao, Q. Y., Wang, Y., Kong, Y. M., Luo, D., Li, X., & Hao, P. (2011). Optimizing de novo transcriptome assembly from short-read RNA-Seq data: a comparative study. In *BMC bioinformatics* (Vol. 12, No. 14, pp. 1-12). BioMed Central.
